



SOBHA SOLIS



SOBHA SOLIS






**WE NOTICE THE  
SMALLEST  
DETAILS.**

*So you won't have to.*

**SOBHA**  
REALTY





## SPEARHEADING THE SOBHA WAY!

**Sobha Realty redefines the concept of luxury residential living with a repertoire of real estate projects across Dubai.**

With razor-sharp focus on quality and innovation, it has created a plethora of iconic spaces such as extravagant palaces, ornate mosques, cutting edge campuses and ultra-luxurious communities with grand villas and apartments. Pioneering the 'Backward Integration' model in real estate, Sobha Realty employs in-house mastery to create a unique offering of fine living that extends beyond the customer's expectations



# Backward Integration. Forward Thinking.

## DESIGN

Masterfully  
conceptualized.

## ENGINEERING & CONTRACTING

Scrupulously refined to  
perfection.

## MATERIAL SOURCING

Employing cutting-edge  
technology for world-class  
manufacturing.

## CRAFTSMANSHIP

Exquisite attention to  
detail from inception to  
completion.

## QUALITY CONTROL

Establishing a new global  
standard.



At Sobha,  
we don't  
exceed  
international  
building  
standards,  
we define  
them.

**SOBHA**  
REALTY



An aerial night photograph of Dubai, United Arab Emirates. The image captures the city's skyline, dominated by the Burj Khalifa, which stands tall and brightly lit. Below the skyscrapers, a complex network of multi-lane highways is visible, with light trails from cars creating a sense of movement. The city lights reflect on the water in the foreground. The sky is a deep blue with some wispy clouds, and the overall atmosphere is one of a vibrant, modern metropolis.

# A

# THRIVING

In Dubai's dynamic landscape, Motor City blends cobblestone streets with sleek, modern homes, radiating an irresistible charm with seamless access to Al Qudra Road and Hessa Street. This enclave, close to Dubai Sports City and Al Barsha, bursts with energy, featuring residential towers, commercial spaces, and top-tier healthcare, education, and entertainment facilities such as Dubai Autodrome and First Avenue Mall ensuring all essentials are within reach.

# METROPOLIS



# FUEL YOUR LIFESTYLE



Excellent connectivity through Emirates road and Mohammad Bin Zayed Road – The most powerful corridor of UAE



Nearer to premium villa communities, renowned as the pinnacle of villa-style living, well-appreciated by an international audience



Situated near Dubai Sports City and Dubai Studio City



Dubai Autodrome, is just next door, to pump you with adrenaline rush



Plethora of dining and entertainment options in the vicinity to curb your food & fun-cravings





# LIVE WHERE EXCELLENCE THRIVES

## Shopping Redefined, Just Steps Away

15+ premium  
shopping centres  
offering luxury and  
essentials

## Savor the Flavour of Luxury

Diverse restaurants  
and cafes for every  
taste

## Wellness at Your Doorstep

10+ hospitals and  
clinics just minutes  
away

## Where Education Meets Excellence

Access to 8+  
reputable schools  
nearby

## Live Active, Live Well

Parks, fitness  
centres, and sports  
facilities await



# SUSTAINABLE

# URBAN

# GROWTH



Dubai 2040 Urban Master Plan propels Motor City into a future of unparalleled vibrancy and sustainability. Anticipate enhanced connectivity, lush green spaces, and state-of-the-art infrastructure, all designed to elevate residents' quality of life. This visionary blueprint positions Motor City as the epitome of modern living, seamlessly integrating work, leisure, and community.





# GREEN TRANSIT CORRIDOR

“Dubai Green Spine” reimagining Sheikh Mohammed Bin Zayed Road (E311) into a 64-kilometer sustainable corridor, integrating green spaces and advanced mobility solutions. This transformation enhances Motor City’s connectivity while promoting eco-friendly transportation that elevates residents’ quality of life. Reducing travel times, and promoting a healthier lifestyle, significantly elevating the quality of life in Motor City.





# WHERE EVERY CORNER PULSES WITH LIFE

In a world that never seems to slow down, embracing a healthier lifestyle unlocks the secret to a fuller, richer life. Each morning, energy fuels not just your body but your spirit as well. Movement becomes essential, shaking off stress and keeping you connected with the world around you. It's not just about staying fit; it's about thriving, feeling alive, and making the most of every moment. In a life that's always in motion, being active is how you keep pace—and live fully.





# EVERY DAY IS A NEW OPPORTUNITY TO EMBRACE THE UNKNOWN

Turn curiosity into discovery, ordinary into extraordinary, mundane into magical. With twists & turns, curves & challenges, life is an adventure.

What if that lies right at your doorstep?



SOBHA SOLIS













# ADVENTURE AWAITS AT YOUR DOORSTEP

I N T R O D U C I N G



## SOBHA SOLIS

A community that fuels your passions and invigorates you with the high-octane vibrancy of life.

Let the thrill of new experiences drive you towards a vivacious existence.

**LIVE BOLDLY. LIVE FULLY.**

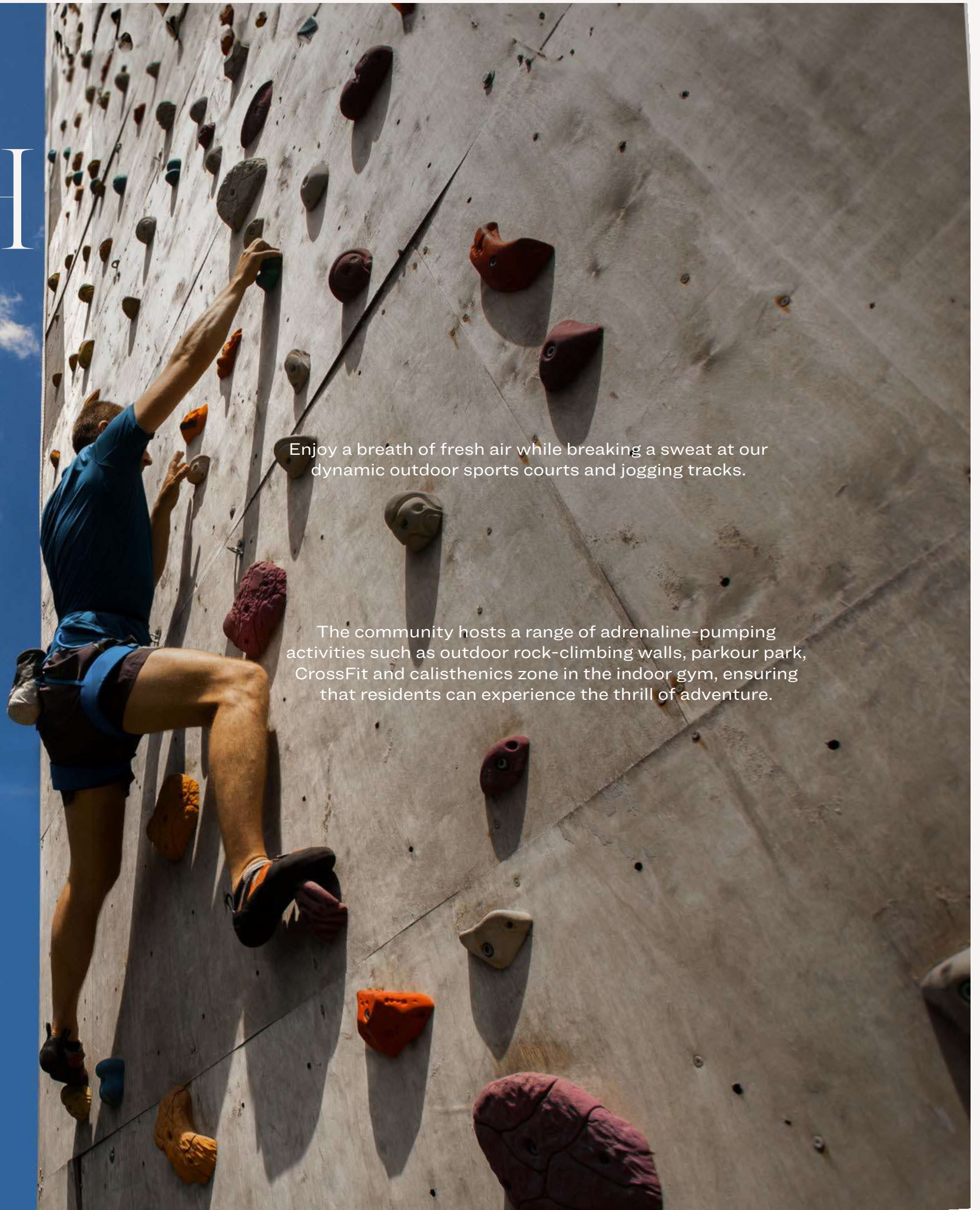
Let your spirit race towards endless possibilities.



# UNLEASH YOUR INNER ATHLETE

Enjoy a breath of fresh air while breaking a sweat at our dynamic outdoor sports courts and jogging tracks.

The community hosts a range of adrenaline-pumping activities such as outdoor rock-climbing walls, parkour park, CrossFit and calisthenics zone in the indoor gym, ensuring that residents can experience the thrill of adventure.





At Sobha Solis, your like-minded neighbours quickly turn into friends, becoming an integral part of your daily life.

Enjoy a variety of vibrant shared spaces, including cozy seating courts, an outdoor cinema, a kids' pool and play area, co-working stations, and a dog park for your furry friends.

# CELEBRATE THE SPIRIT OF TOGETHERNESS



A person wearing a brown shirt and a dark blue apron is grilling food on a large outdoor grill. The grill is filled with various items including corn cobs, sausages, and patties. In the background, three people are standing and talking, holding drinks. The scene is set outdoors during the day.

# A COMMUNITY FULL OF LIFE

Each day offers something new and exciting.

Delight in mouth-watering meals at the BBQ zone or host a lavish gathering at the picnic area. This community ensures you never miss a beat, providing all that you need to live life to the fullest.





# A HAVEN FOR YOUR MIND AND SPIRIT

At Sobha Solis book lovers can lose themselves in the well-curated library, while nature enthusiasts can take leisurely strolls through our landscaped zen gardens and jogging paths.

Nurture your inner peace and embrace a flow of positive energy at our dedicated Yoga and Meditation Zone in the indoor gym. This serene sanctuary invites you to restore balance and rejuvenate your spirit through mindful practice.

Whether you seek a moment of tranquillity or a deeper connection with yourself, our space offers a harmonious environment for yoga and meditation, helping you harmonize your aura and invigorate your soul.



# BIRD'S EYE VIEW OF THE THRILLING LIFE BELOW



For the adventurous souls, our indoor racetrack viewing deck and lounge offers an intriguing and immersive experience beckoning the curious.

Here, every evening is an opportunity to unwind, recharge, and submerge yourself in moments of pure bliss.





# CURATED FOR EVERY PASSION

Picture yourself under the stars, taking a refreshing dip in the leisure pool or powering through an invigorating swim in the lap pool.

For those seeking interactive thrills, our indoor gaming lounge as part of the kids play area transport you to new worlds.

Unwind with a variety of tailored entertainment options.





Discover our iconic clubhouse, where residents and visitors connect and recharge in a vibrant atmosphere. After a day of excitement, unwind in style with exquisite culinary experiences, from restaurants to a bustling plaza.

Whether you seek an elegant dining experience or a quick, flavourful bite, the diverse offerings ensure every palate is catered to.

# RETAIL THERAPY AT YOUR BECK AND CALL





# FROM WORKOUT TO WIND DOWN

Whether you're pushing your limits after a vigorous workout with the state-of-the-art fitness equipments or unwinding with the steam and sauna facilities at the gym, Sobha Solis offers the perfect balance of activity and relaxation.

With an array of amenities designed to cater to your wellness and social needs, you'll find everything you need to stay active, maintain a healthy lifestyle, and enjoy every moment to the fullest.









Wake up to uninterrupted panoramic views of the iconic Dubai skyline, the lush expanse of Dubai Miracle Garden and the ever-thrilling Dubai Autodrome.

Marvel at the breathtaking cityscape that unfolds before you, with every sunrise illuminating the grandeur of these renowned landmarks.

Enjoy the visual feast of vibrant gardens and the exhilarating backdrop of the racetrack, all from the comfort of your serene home.

STUNNING  
HORIZONS  
EVERY CURVE





# PEEK INTO YOUR MODERN WORLD

This urban sanctuary features a collection of 1, 1.5, 2 and 3-bedroom residences spread across 4 distinct towers all set upon a shared podium exclusive to residents.

Each apartment is designed to offer spacious layouts complemented by large windows and balconies that invite ample natural light and stunning views.



# TRAIN LIKE THE GUNNERS

Elevate your fitness routine with cutting-edge equipment akin to that used by Arsenal's elite athletes.

Arsenal Fitness Zone, designed in collaboration with Arsenal, offers a vibrant and dynamic environment where you can push your limits and achieve your fitness goals in style.

Immerse yourself in a space that reflects the high energy and professional standards of Arsenal's training facilities, ensuring every workout is both inspiring and effective.



# GUNNERS GUNNERS

# GUNNERS GUNNERS

Disclaimer: Sobha Realty will be offering an Arsenal branded fitness centre in the community, subject to continuity of the partnership of Sobha Realty & AFC, the offering will be for a defined number of years only.



A woman with long, wavy brown hair is sitting on a large, dark grey sectional sofa in a modern apartment. She is wearing a light grey long-sleeved top and matching trousers, and is barefoot. She is holding an open book and looking down at it. The room has large floor-to-ceiling windows that offer a view of a city skyline at dusk. A small black lamp and a potted plant are visible on a table next to the sofa. The overall atmosphere is calm and serene.

# YOUR HOME

## A PEACEFUL SANCTUARY

A constant steady hum fills the bustling community of Motor City - a sound reminiscent of lively conversations in a restaurant or the background murmur of an office. This noise can be unwanted to most, subtly disturbing the peace you seek in your home.

We understand that your home should be a sanctuary of calm. We know that a sound as gentle as a bird's song or the quiet hush of a library—would bring the tranquillity you deserve. Committed to restoring that sense of peace, Sobha Realty has partnered with an external specialist to transform your living environment. Together, we're working to soften the soundscape, turning what was once a vibrant buzz into a serene backdrop, so you can finally enjoy the quiet comfort that defines a true home.



RETAIL








PODIUM

SOBHA







LOUNGE OVERLOOKING LEISURE POOL





SUNKEN PODIUM WITH LEISURE POOL







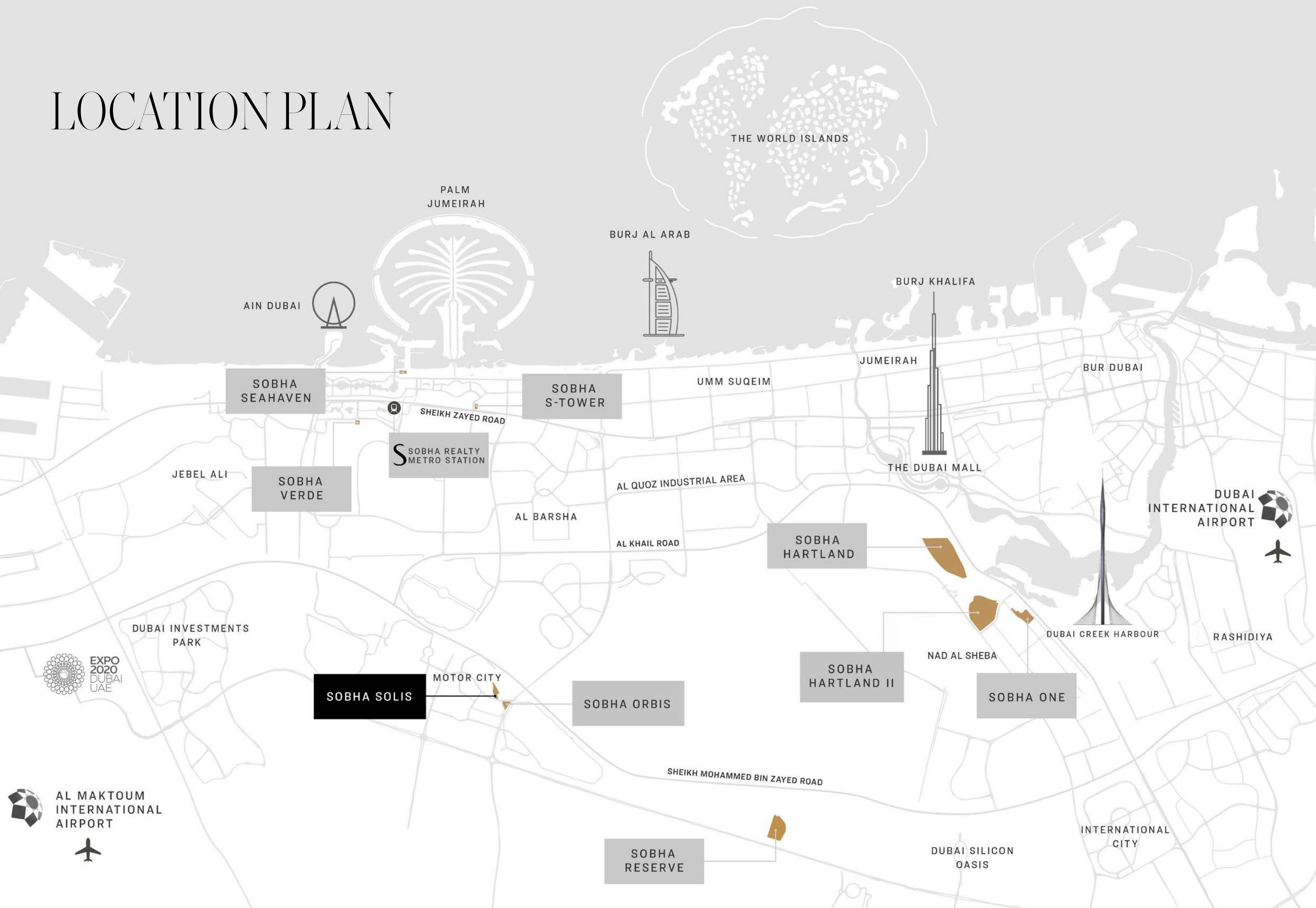




PLANS

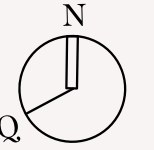


# LOCATION PLAN

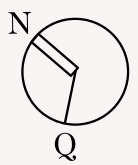




# MASTER PLAN







# SITE PLAN



# STAY BY LATINEM



## LEAVE THE DETAILS TO US

A comprehensive property management solution that takes care of everything, from onboarding to day-to-day operations.

## SERVICES INCLUDE:

- Listing your property across multiple holiday platforms
- Dynamic pricing strategies designed to maximize your earnings.

Our goal is simple: to ensure you achieve the highest possible returns with minimal effort.

## TYPES OF SERVICES WE PROVIDE TO HOMEOWNERS:

- Owner dashboard and app
- Professional photography of apartment
- Payment of tourism tax
- Monthly reports
- Daily pricing
- DTCM registration
- Housekeeping & upkeep
- Organizing maintenance
- Client relationship manager
- Guest vetting

## TYPES OF SERVICES WE PROVIDE TO GUESTS

- World class community stay
- Luxury linens and towels
- Premium amenities
- Quick communication
- Personalized Check-in/Check-Out

Stay by Latinem, commits on delivering exceptional service to both property owners and guests, ensuring that every stay is a memorable one.







# FLOOR & UNIT PLANS



## TOWER C

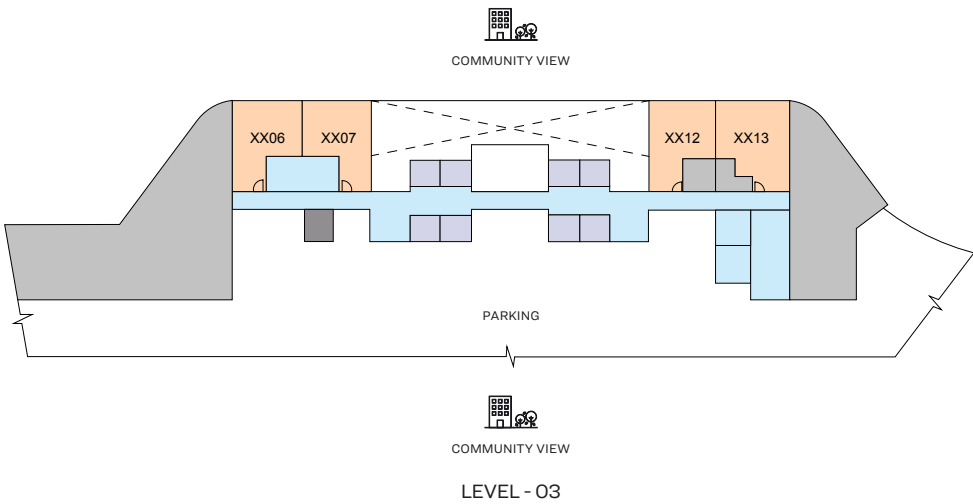
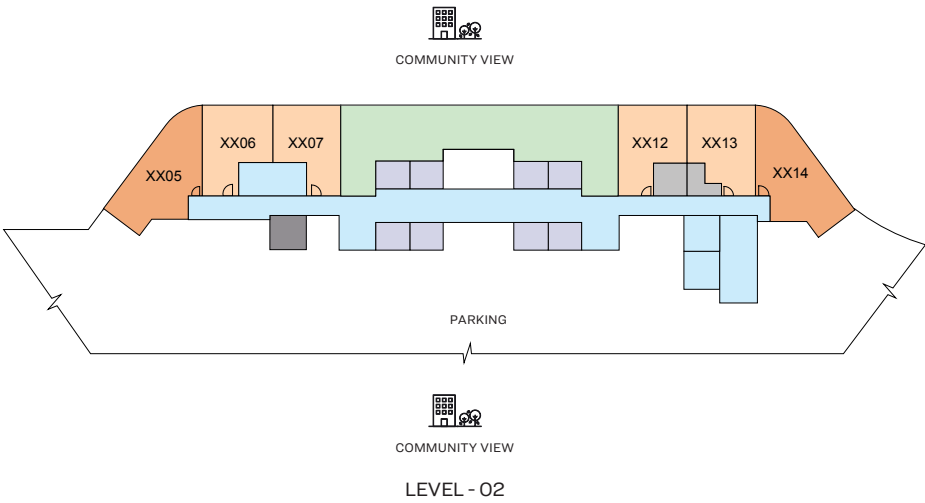


SOBHA SOLIS



FLOOR PLAN LAYOUT

TOWER C - SOBHA SOLIS



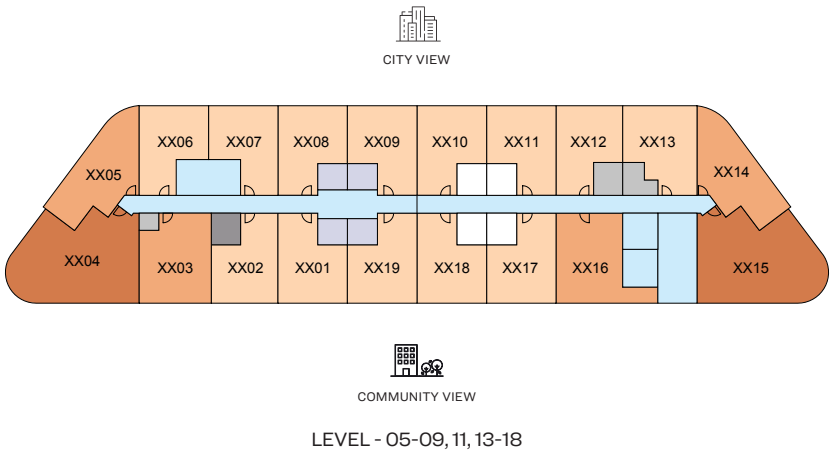
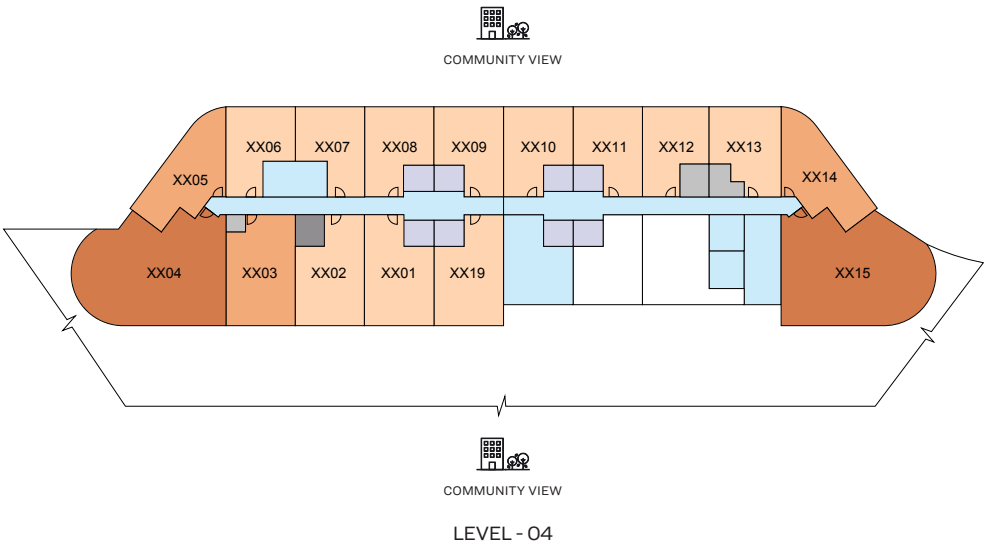
- |              |           |             |              |
|--------------|-----------|-------------|--------------|
| 1 BED UNIT   | LANDSCAPE | CIRCULATION | LIFTS        |
| 1.5 BED UNIT |           | SERVICES    | GARBAGE ROOM |

DISCLAIMER: PLOT PROFILE, GARBAGE ROOM & SWIMMING POOL PARAMETERS WILL VARY FROM PLOT TO PLOT. THE ABOVE AS SHOWN IN THE PLANS ARE INDICATIVE. PLANS, DETAILS AND UNIT ORIENTATION INCLUDED ARE INDICATIVE ONLY AND ARE SUBJECT TO CHANGE BY THE DEVELOPER/SELLER AT ITS SOLE DISCRETION WITHOUT NOTICE AND/OR LIABILITY. ALL IMAGES, INCLUDING FEATURES, FINISHES, FURNISHINGS, VIEW AND SCALE ARE ILLUSTRATIVE ONLY. FINAL AREAS, ORIENTATION, DIMENSIONS, LAYOUT AND MATERIALS MAY DIFFER FROM THOSE STATED.



FLOOR PLAN LAYOUT

TOWER C - SOBHA SOLIS



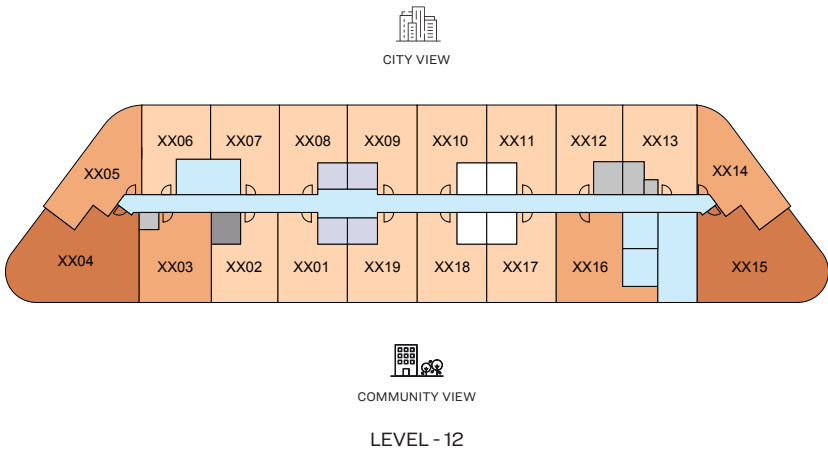
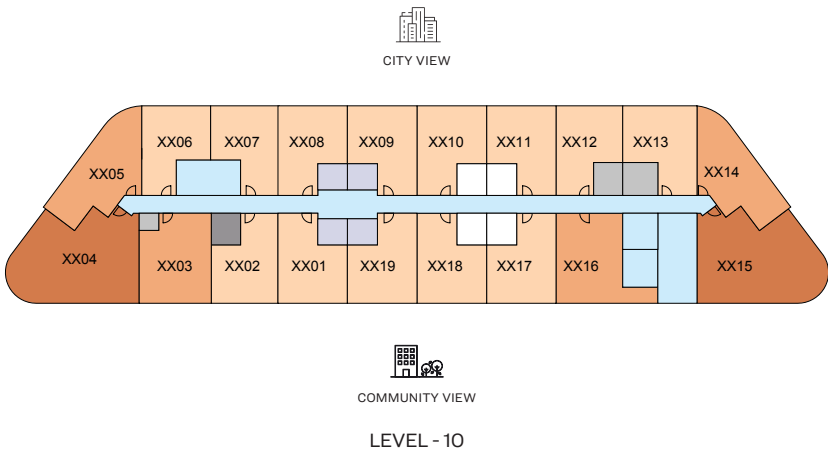
- |              |            |             |              |
|--------------|------------|-------------|--------------|
| 1 BED UNIT   | 2 BED UNIT | CIRCULATION | LIFTS        |
| 1.5 BED UNIT |            | SERVICES    | GARBAGE ROOM |

DISCLAIMER: PLOT PROFILE, GARBAGE ROOM & SWIMMING POOL PARAMETERS WILL VARY FROM PLOT TO PLOT. THE ABOVE AS SHOWN IN THE PLANS ARE INDICATIVE. PLANS, DETAILS AND UNIT ORIENTATION INCLUDED ARE INDICATIVE ONLY AND ARE SUBJECT TO CHANGE BY THE DEVELOPER/SELLER AT ITS SOLE DISCRETION WITHOUT NOTICE AND/OR LIABILITY. ALL IMAGES, INCLUDING FEATURES, FINISHES, FURNISHINGS, VIEW AND SCALE ARE ILLUSTRATIVE ONLY. FINAL AREAS, ORIENTATION, DIMENSIONS, LAYOUT AND MATERIALS MAY DIFFER FROM THOSE STATED.



FLOOR PLAN LAYOUT

TOWER C - SOBHA SOLIS



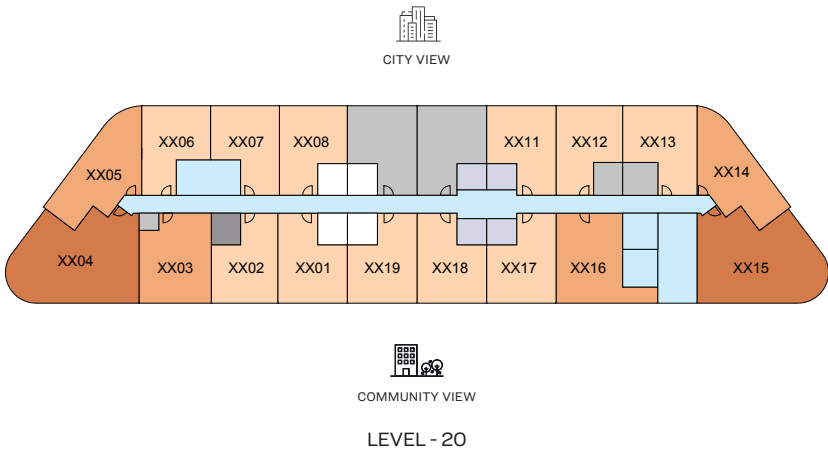
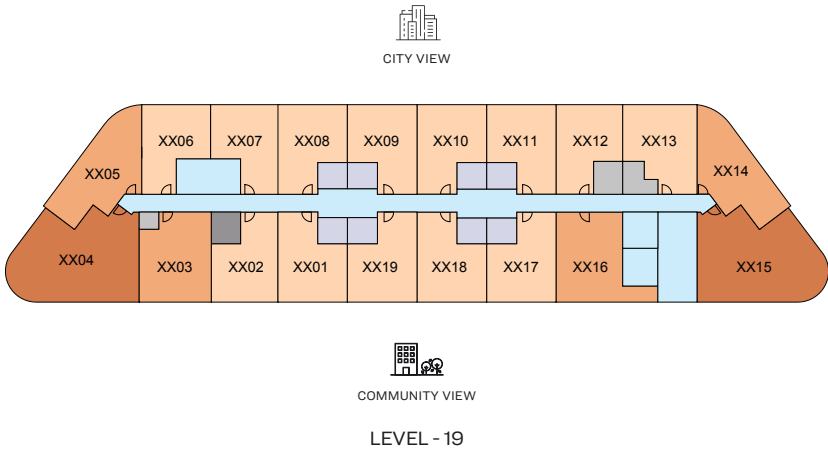
- |              |            |             |              |
|--------------|------------|-------------|--------------|
| 1 BED UNIT   | 2 BED UNIT | CIRCULATION | LIFTS        |
| 1.5 BED UNIT |            | SERVICES    | GARBAGE ROOM |

DISCLAIMER: PLOT PROFILE, GARBAGE ROOM & SWIMMING POOL PARAMETERS WILL VARY FROM PLOT TO PLOT. THE ABOVE AS SHOWN IN THE PLANS ARE INDICATIVE. PLANS, DETAILS AND UNIT ORIENTATION INCLUDED ARE INDICATIVE ONLY AND ARE SUBJECT TO CHANGE BY THE DEVELOPER/SELLER AT ITS SOLE DISCRETION WITHOUT NOTICE AND/OR LIABILITY. ALL IMAGES, INCLUDING FEATURES, FINISHES, FURNISHINGS, VIEW AND SCALE ARE ILLUSTRATIVE ONLY. FINAL AREAS, ORIENTATION, DIMENSIONS, LAYOUT AND MATERIALS MAY DIFFER FROM THOSE STATED.



FLOOR PLAN LAYOUT

TOWER C - SOBHA SOLIS



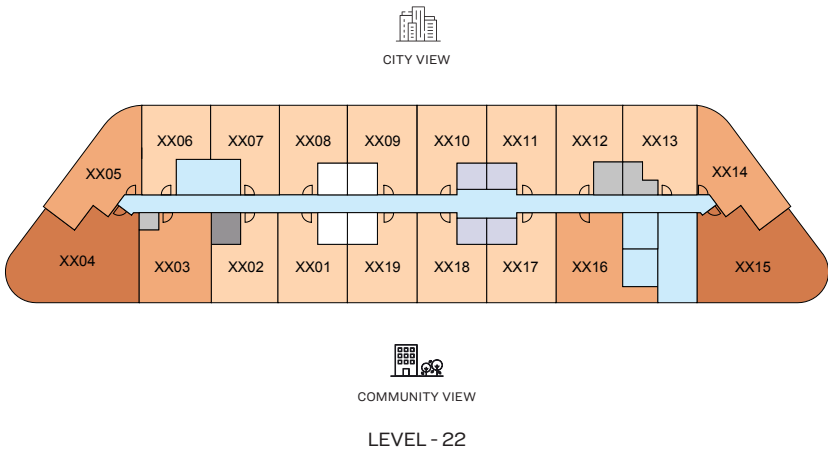
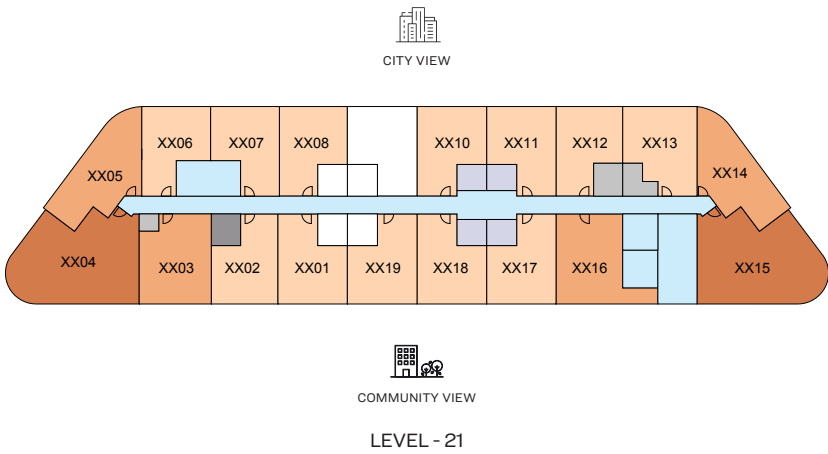
- |              |            |             |              |
|--------------|------------|-------------|--------------|
| 1 BED UNIT   | 2 BED UNIT | CIRCULATION | LIFTS        |
| 1.5 BED UNIT |            | SERVICES    | GARBAGE ROOM |

DISCLAIMER: PLOT PROFILE, GARBAGE ROOM & SWIMMING POOL PARAMETERS WILL VARY FROM PLOT TO PLOT. THE ABOVE AS SHOWN IN THE PLANS ARE INDICATIVE. PLANS, DETAILS AND UNIT ORIENTATION INCLUDED ARE INDICATIVE ONLY AND ARE SUBJECT TO CHANGE BY THE DEVELOPER/SELLER AT ITS SOLE DISCRETION WITHOUT NOTICE AND/OR LIABILITY. ALL IMAGES, INCLUDING FEATURES, FINISHES, FURNISHINGS, VIEW AND SCALE ARE ILLUSTRATIVE ONLY. FINAL AREAS, ORIENTATION, DIMENSIONS, LAYOUT AND MATERIALS MAY DIFFER FROM THOSE STATED.



FLOOR PLAN LAYOUT

TOWER C - SOBHA SOLIS



- |              |            |             |              |
|--------------|------------|-------------|--------------|
| 1 BED UNIT   | 2 BED UNIT | CIRCULATION | LIFTS        |
| 1.5 BED UNIT |            | SERVICES    | GARBAGE ROOM |

DISCLAIMER: PLOT PROFILE, GARBAGE ROOM & SWIMMING POOL PARAMETERS WILL VARY FROM PLOT TO PLOT. THE ABOVE AS SHOWN IN THE PLANS ARE INDICATIVE. PLANS, DETAILS AND UNIT ORIENTATION INCLUDED ARE INDICATIVE ONLY AND ARE SUBJECT TO CHANGE BY THE DEVELOPER/SELLER AT ITS SOLE DISCRETION WITHOUT NOTICE AND/OR LIABILITY. ALL IMAGES, INCLUDING FEATURES, FINISHES, FURNISHINGS, VIEW AND SCALE ARE ILLUSTRATIVE ONLY. FINAL AREAS, ORIENTATION, DIMENSIONS, LAYOUT AND MATERIALS MAY DIFFER FROM THOSE STATED.

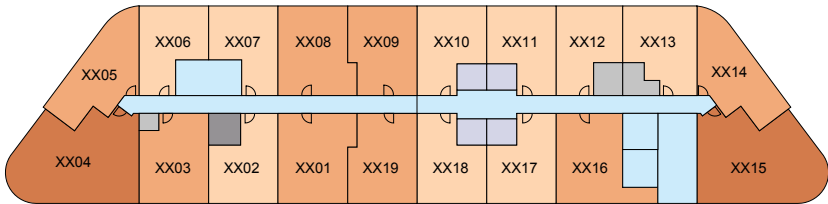


# FLOOR PLAN LAYOUT

TOWER C - SOBHA SOLIS



CITY VIEW

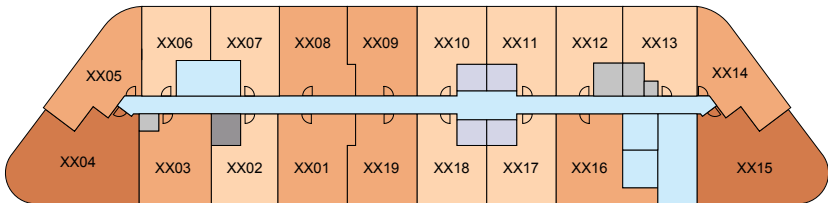


COMMUNITY VIEW

LEVEL - 23, 25-29, 31



CITY VIEW



COMMUNITY VIEW

LEVEL - 24

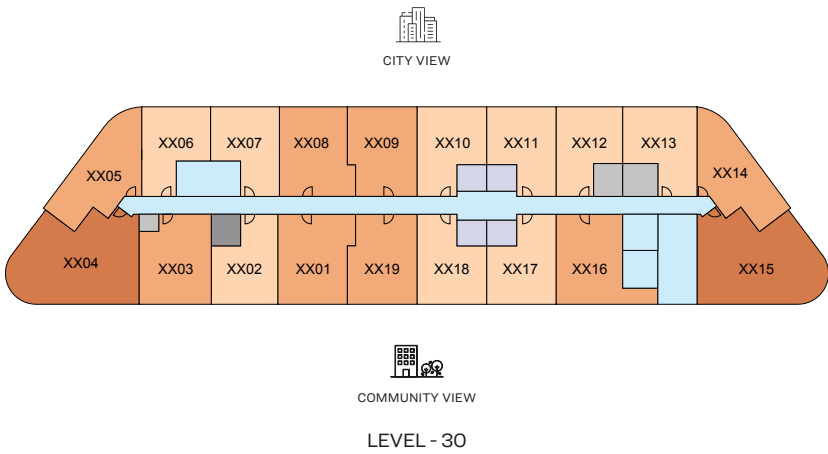
- |              |            |             |              |
|--------------|------------|-------------|--------------|
| 1 BED UNIT   | 2 BED UNIT | CIRCULATION | LIFTS        |
| 1.5 BED UNIT |            | SERVICES    | GARBAGE ROOM |

DISCLAIMER: PLOT PROFILE, GARBAGE ROOM & SWIMMING POOL PARAMETERS WILL VARY FROM PLOT TO PLOT. THE ABOVE AS SHOWN IN THE PLANS ARE INDICATIVE. PLANS, DETAILS AND UNIT ORIENTATION INCLUDED ARE INDICATIVE ONLY AND ARE SUBJECT TO CHANGE BY THE DEVELOPER/SELLER AT ITS SOLE DISCRETION WITHOUT NOTICE AND/OR LIABILITY. ALL IMAGES, INCLUDING FEATURES, FINISHES, FURNISHINGS, VIEW AND SCALE ARE ILLUSTRATIVE ONLY. FINAL AREAS, ORIENTATION, DIMENSIONS, LAYOUT AND MATERIALS MAY DIFFER FROM THOSE STATED.



# FLOOR PLAN LAYOUT

TOWER C - SOBHA SOLIS



- |              |            |             |              |
|--------------|------------|-------------|--------------|
| 1 BED UNIT   | 2 BED UNIT | CIRCULATION | LIFTS        |
| 1.5 BED UNIT |            | SERVICES    | GARBAGE ROOM |

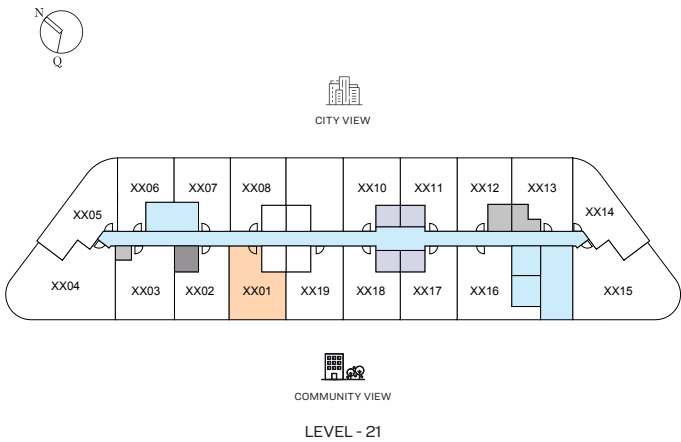
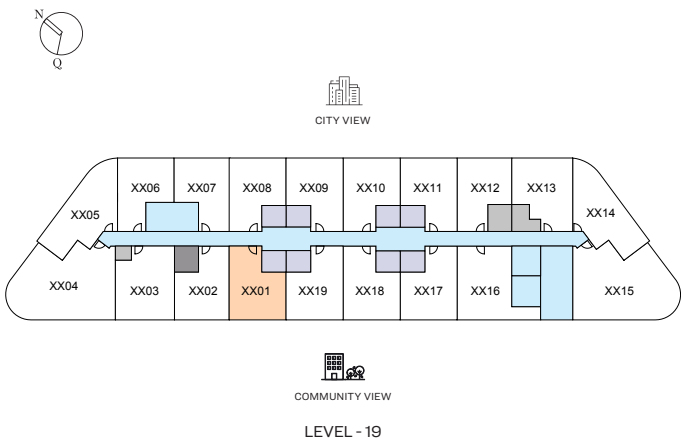
DISCLAIMER: PLOT PROFILE, GARBAGE ROOM & SWIMMING POOL PARAMETERS WILL VARY FROM PLOT TO PLOT. THE ABOVE AS SHOWN IN THE PLANS ARE INDICATIVE. PLANS, DETAILS AND UNIT ORIENTATION INCLUDED ARE INDICATIVE ONLY AND ARE SUBJECT TO CHANGE BY THE DEVELOPER/SELLER AT ITS SOLE DISCRETION WITHOUT NOTICE AND/OR LIABILITY. ALL IMAGES, INCLUDING FEATURES, FINISHES, FURNISHINGS, VIEW AND SCALE ARE ILLUSTRATIVE ONLY. FINAL AREAS, ORIENTATION, DIMENSIONS, LAYOUT AND MATERIALS MAY DIFFER FROM THOSE STATED.



1 BEDROOM APARTMENT  
TYPE A (with balcony)

TOTAL SALEABLE AREA  
SUITE = 490.62 SQ.FT.  
BALCONY = 54.36 SQ.FT.  
TOTAL = 544.98 SQ.FT.

UNIT



List of unit numbers with this unit plan:

VIEWS

Community view, Amenity view  
C501, C601, C701, C801, C901, C1001

Community view  
C1101, C1201, C1301, C1401, C1501, C1601, C1701, C1801, C1901, C2001, C2101, C2201

DISCLAIMER: PLOT PROFILE, GARBAGE ROOM & SWIMMING POOL PARAMETERS WILL VARY FROM PLOT TO PLOT. THE ABOVE AS SHOWN IN THE PLANS ARE INDICATIVE. PLANS, DETAILS AND UNIT ORIENTATION INCLUDED ARE INDICATIVE ONLY AND ARE SUBJECT TO CHANGE BY THE DEVELOPER/SELLER AT ITS SOLE DISCRETION WITHOUT NOTICE AND/OR LIABILITY. ALL IMAGES, INCLUDING FEATURES, FINISHES, FURNISHINGS, VIEW AND SCALE ARE ILLUSTRATIVE ONLY. FINAL AREAS, ORIENTATION, DIMENSIONS, LAYOUT AND MATERIALS MAY DIFFER FROM THOSE STATED.



1 BEDROOM APARTMENT  
TYPE A (with balcony)

TOTAL SALEABLE AREA  
SUITE = 490.62 SQ.FT.  
BALCONY = 54.36 SQ.FT.  
TOTAL = 544.98 SQ.FT.

UNIT



List of unit numbers with this unit plan:

VIEWS

Community view, Amenity view  
C501, C601, C701, C801, C901, C1001

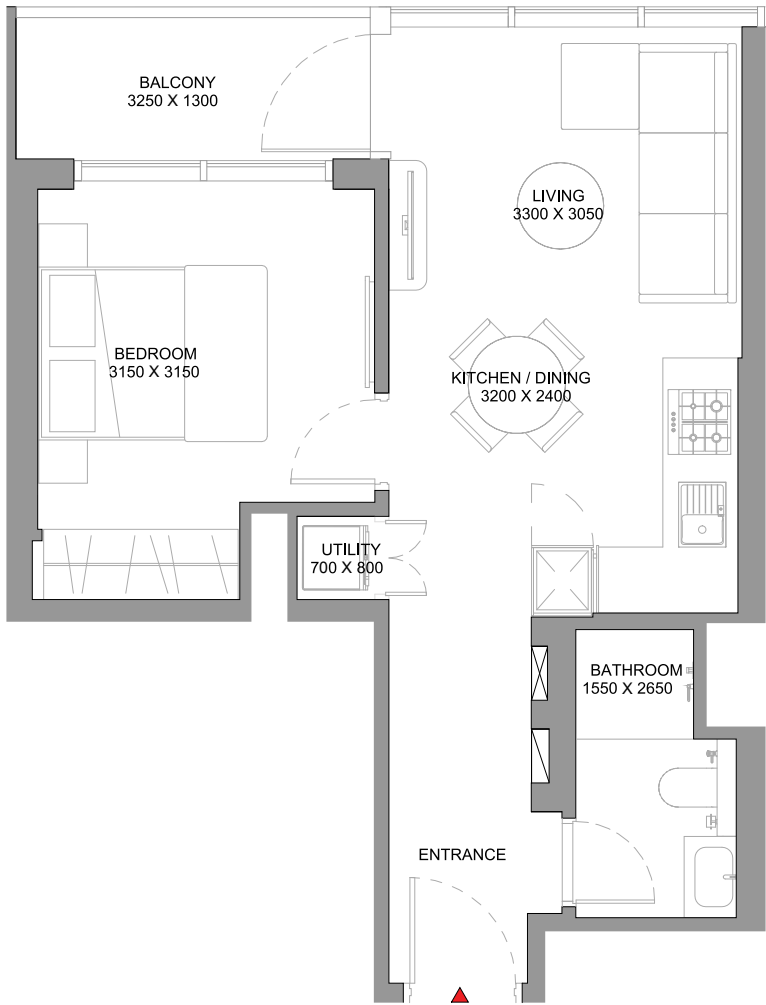
Community view  
C1101, C1201, C1301, C1401, C1501, C1601, C1701, C1801, C1901, C2001, C2101, C2201

DISCLAIMER: PLOT PROFILE, GARBAGE ROOM & SWIMMING POOL PARAMETERS WILL VARY FROM PLOT TO PLOT. THE ABOVE AS SHOWN IN THE PLANS ARE INDICATIVE. PLANS, DETAILS AND UNIT ORIENTATION INCLUDED ARE INDICATIVE ONLY AND ARE SUBJECT TO CHANGE BY THE DEVELOPER/SELLER AT ITS SOLE DISCRETION WITHOUT NOTICE AND/OR LIABILITY. ALL IMAGES, INCLUDING FEATURES, FINISHES, FURNISHINGS, VIEW AND SCALE ARE ILLUSTRATIVE ONLY. FINAL AREAS, ORIENTATION, DIMENSIONS, LAYOUT AND MATERIALS MAY DIFFER FROM THOSE STATED.



1 BEDROOM APARTMENT  
TYPE A (with balcony)

TOTAL SALEABLE AREA  
SUITE = 490.62 SQ.FT.  
BALCONY = 54.36 SQ.FT.  
TOTAL = 544.98 SQ.FT.



List of unit numbers with this unit plan:

VIEWS

Community view, Amenity view  
C501, C601, C701, C801, C901, C1001

Community view  
C1101, C1201, C1301, C1401, C1501, C1601, C1701, C1801, C1901, C2001, C2101, C2201



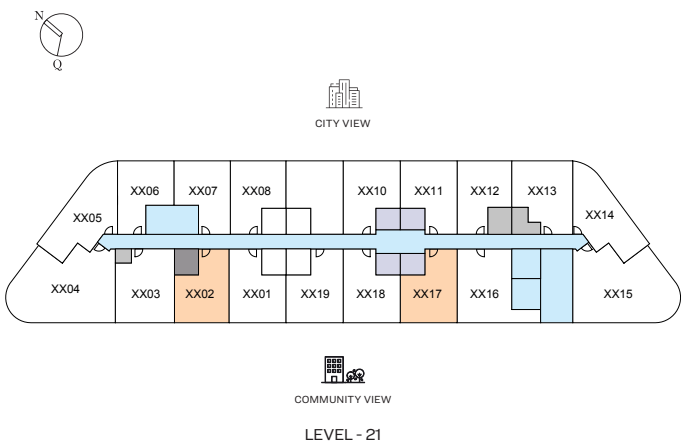
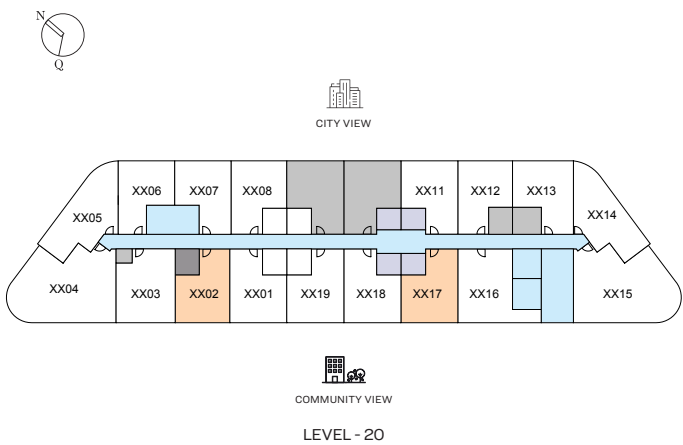
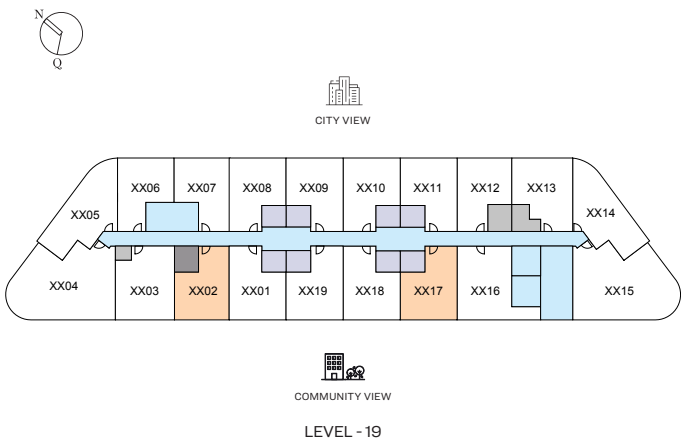
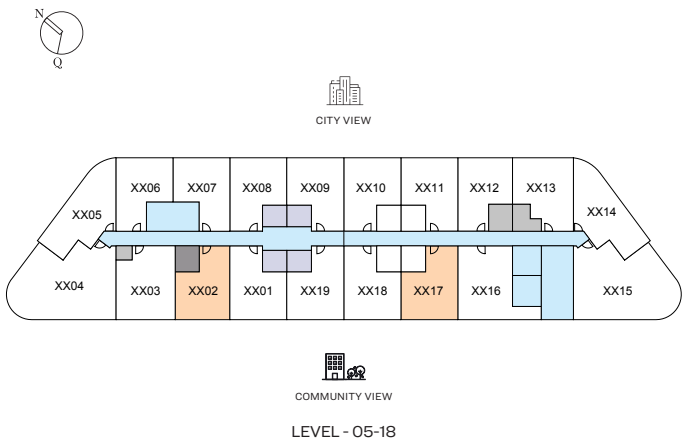
DISCLAIMER: PLOT PROFILE, GARBAGE ROOM & SWIMMING POOL PARAMETERS WILL VARY FROM PLOT TO PLOT. THE ABOVE AS SHOWN IN THE PLANS ARE INDICATIVE. PLANS, DETAILS AND UNIT ORIENTATION INCLUDED ARE INDICATIVE ONLY AND ARE SUBJECT TO CHANGE BY THE DEVELOPER/SELLER AT ITS SOLE DISCRETION WITHOUT NOTICE AND/OR LIABILITY. ALL IMAGES, INCLUDING FEATURES, FINISHES, FURNISHINGS, VIEW AND SCALE ARE ILLUSTRATIVE ONLY. FINAL AREAS, ORIENTATION, DIMENSIONS, LAYOUT AND MATERIALS MAY DIFFER FROM THOSE STATED.



1 BEDROOM APARTMENT  
TYPE A - VARIANT 1 (with balcony)

TOTAL SALEABLE AREA  
SUITE RANGE = 490.83 SQ.FT. - 494.39 SQ.FT.  
BALCONY = 54.36 SQ.FT.  
TOTAL RANGE = 545.19 SQ.FT. - 548.75 SQ.FT.

UNIT



List of unit numbers with this unit plan:

VIEWS

Community view, Amenity view  
C502, C517, C602, C617, C702, C717, C802, C817, C902, C917, C1002, C1017

Community view  
C1102, C1117, C1202, C1217, C1302, C1317, C1402, C1417, C1502, C1517, C1602, C1617, C1702, C1717, C1802, C1817, C1902, C1917, C2002, C2017, C2102, C2117, C2202, C2217, C2302, C2317, C2402, C2417, C2502, C2517, C2602, C2617, C2702, C2717, C2802, C2817, C2902, C2917, C3002, C3017, C3102, C3117

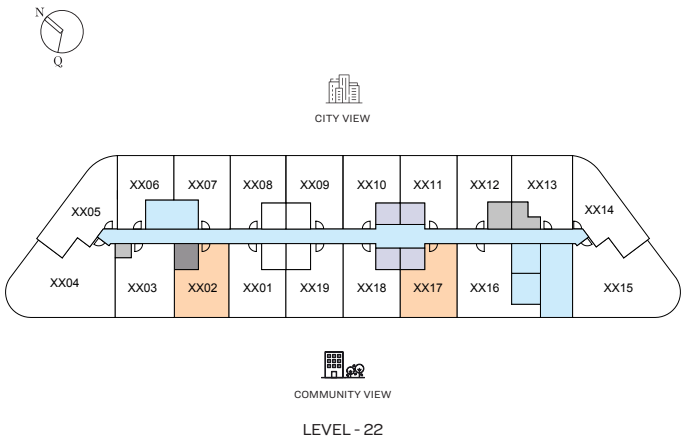
DISCLAIMER: PLOT PROFILE, GARBAGE ROOM & SWIMMING POOL PARAMETERS WILL VARY FROM PLOT TO PLOT. THE ABOVE AS SHOWN IN THE PLANS ARE INDICATIVE. PLANS, DETAILS AND UNIT ORIENTATION INCLUDED ARE INDICATIVE ONLY AND ARE SUBJECT TO CHANGE BY THE DEVELOPER/SELLER AT ITS SOLE DISCRETION WITHOUT NOTICE AND/OR LIABILITY. ALL IMAGES, INCLUDING FEATURES, FINISHES, FURNISHINGS, VIEW AND SCALE ARE ILLUSTRATIVE ONLY. FINAL AREAS, ORIENTATION, DIMENSIONS, LAYOUT AND MATERIALS MAY DIFFER FROM THOSE STATED.



1 BEDROOM APARTMENT  
TYPE A - VARIANT 1 (with balcony)

TOTAL SALEABLE AREA  
SUITE RANGE = 490.83 SQ.FT. - 494.39 SQ.FT.  
BALCONY = 54.36 SQ.FT.  
TOTAL RANGE = 545.19 SQ.FT. - 548.75 SQ.FT.

UNIT



List of unit numbers with this unit plan:

VIEWS

Community view, Amenity view  
C502, C517, C602, C617, C702, C717, C802, C817, C902, C917, C1002, C1017

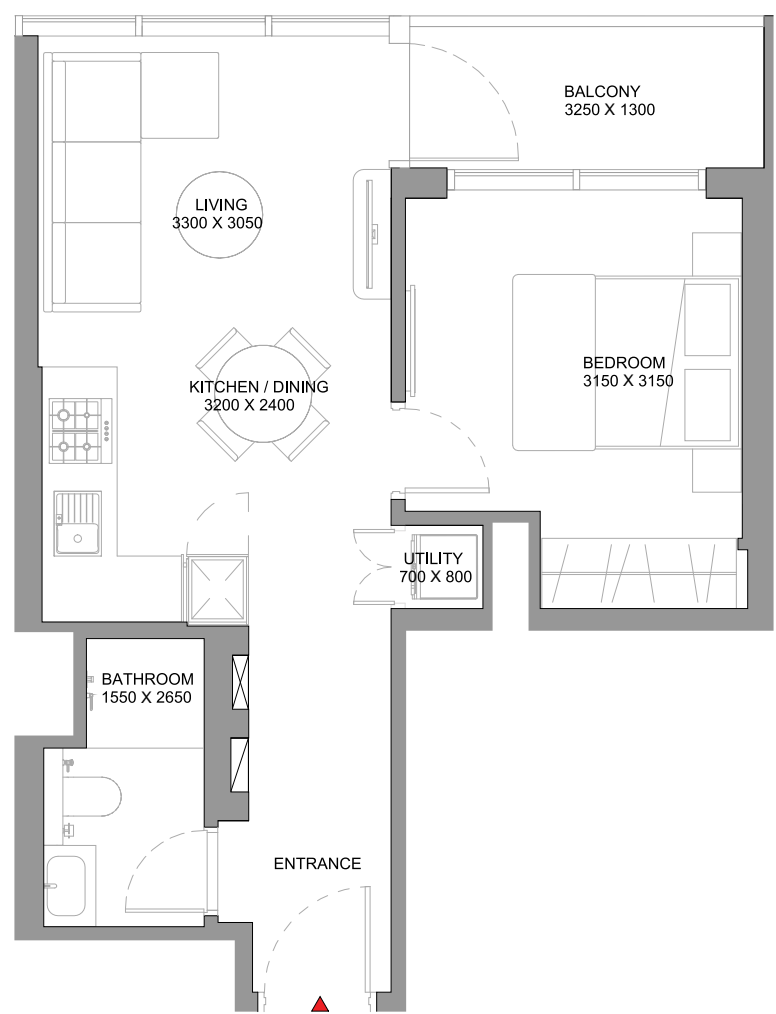
Community view  
C1102, C1117, C1202, C1217, C1302, C1317, C1402, C1417, C1502, C1517, C1602, C1617, C1702, C1717, C1802, C1817, C1902, C1917, C2002, C2017, C2102, C2117, C2202, C2217, C2302, C2317, C2402, C2417, C2502, C2517, C2602, C2617, C2702, C2717, C2802, C2817, C2902, C2917, C3002, C3017, C3102, C3117

DISCLAIMER: PLOT PROFILE, GARBAGE ROOM & SWIMMING POOL PARAMETERS WILL VARY FROM PLOT TO PLOT. THE ABOVE AS SHOWN IN THE PLANS ARE INDICATIVE. PLANS, DETAILS AND UNIT ORIENTATION INCLUDED ARE INDICATIVE ONLY AND ARE SUBJECT TO CHANGE BY THE DEVELOPER/SELLER AT ITS SOLE DISCRETION WITHOUT NOTICE AND/OR LIABILITY. ALL IMAGES, INCLUDING FEATURES, FINISHES, FURNISHINGS, VIEW AND SCALE ARE ILLUSTRATIVE ONLY. FINAL AREAS, ORIENTATION, DIMENSIONS, LAYOUT AND MATERIALS MAY DIFFER FROM THOSE STATED.



1 BEDROOM APARTMENT  
TYPE A - VARIANT 1 (with balcony)

**TOTAL SALEABLE AREA**  
SUITE RANGE = 490.83 SQ.FT. - 494.39 SQ.FT.  
BALCONY = 54.36 SQ.FT.  
TOTAL RANGE = 545.19 SQ.FT. - 548.75 SQ.FT.



List of unit numbers with this unit plan:

IEWS

Community view, Amenty view  
C502, C517, C602, C617, C702, C717, C802, C817, C902, C917, C1002, C1017

Community view  
C1102, C1117, C1202, C1217, C1302, C1317, C1402, C1417, C1502, C1517, C1602, C1617, C1702, C1717, C1802, C1817, C1902, C1917, C2002, C2017, C2102, C2117, C2202, C2217, C2302, C2317, C2402, C2417, C2502, C2517, C2602, C2617, C2702, C2717, C2802, C2817, C2902, C2917, C3002, C3017, C3102, C3117

DISCLAIMER: PLOT PROFILE, GARBAGE ROOM & SWIMMING POOL PARAMETERS WILL VARY FROM PLOT TO PLOT. THE ABOVE AS SHOWN IN THE PLANS ARE INDICATIVE. PLANS, DETAILS AND UNIT ORIENTATION INCLUDED ARE INDICATIVE ONLY AND ARE SUBJECT TO CHANGE BY THE DEVELOPER/SELLER AT ITS SOLE DISCRETION WITHOUT NOTICE AND/OR LIABILITY. ALL IMAGES, INCLUDING FEATURES, FINISHES, FURNISHINGS, VIEW AND SCALE ARE ILLUSTRATIVE ONLY. FINAL AREAS, ORIENTATION, DIMENSIONS, LAYOUT AND MATERIALS MAY DIFFER FROM THOSE STATED.

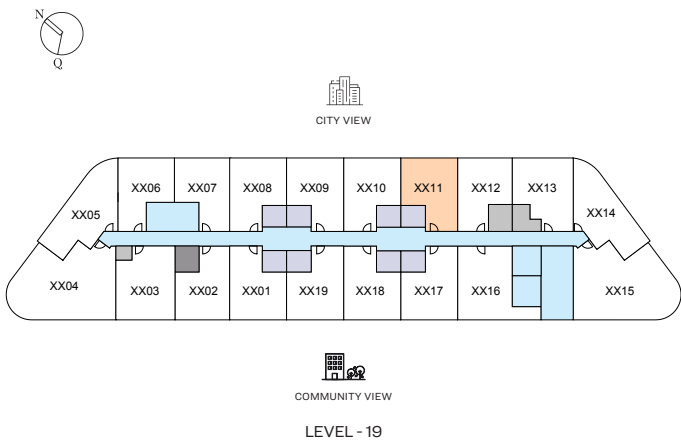
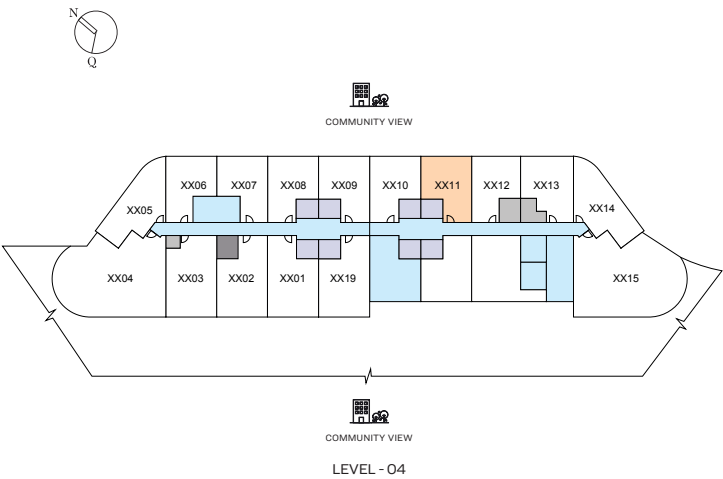




1 BEDROOM APARTMENT  
TYPE A - VARIANT 2 (with balcony)

**TOTAL SALEABLE AREA**  
SUITE RANGE = 490.30 SQ.FT. - 492.77 SQ.FT.  
BALCONY RANGE = 52.64 SQ.FT. - 54.36 SQ.FT.  
TOTAL RANGE = 544.66 SQ.FT. - 545.41 SQ.FT.

UNIT



List of unit numbers with this unit plan:

**VIEWS**

**Community View**  
C411

**City View**  
C511, C611, C711, C811, C911, C1011

**City View, Villa Community**  
C1111, C1211, C1311, C1411, C1511, C1611, C1711, C1811, C1911, C2011, C2111, C2211, C2311, C2411, C2511, C2611, C2711, C2811, C2911, C3011, C3111

DISCLAIMER: PLOT PROFILE, GARBAGE ROOM & SWIMMING POOL PARAMETERS WILL VARY FROM PLOT TO PLOT. THE ABOVE AS SHOWN IN THE PLANS ARE INDICATIVE. PLANS, DETAILS AND UNIT ORIENTATION INCLUDED ARE INDICATIVE ONLY AND ARE SUBJECT TO CHANGE BY THE DEVELOPER/SELLER AT ITS SOLE DISCRETION WITHOUT NOTICE AND/OR LIABILITY. ALL IMAGES, INCLUDING FEATURES, FINISHES, FURNISHINGS, VIEW AND SCALE ARE ILLUSTRATIVE ONLY. FINAL AREAS, ORIENTATION, DIMENSIONS, LAYOUT AND MATERIALS MAY DIFFER FROM THOSE STATED.



1 BEDROOM APARTMENT  
TYPE A - VARIANT 2 (with balcony)

**TOTAL SALEABLE AREA**  
SUITE RANGE = 490.30 SQ.FT. - 492.77 SQ.FT.  
BALCONY RANGE = 52.64 SQ.FT. - 54.36 SQ.FT.  
TOTAL RANGE = 544.66 SQ.FT. - 545.41 SQ.FT.

UNIT



List of unit numbers with this unit plan:

VIEWS

Community View  
C411

City View  
C511, C611, C711, C811, C911, C1011

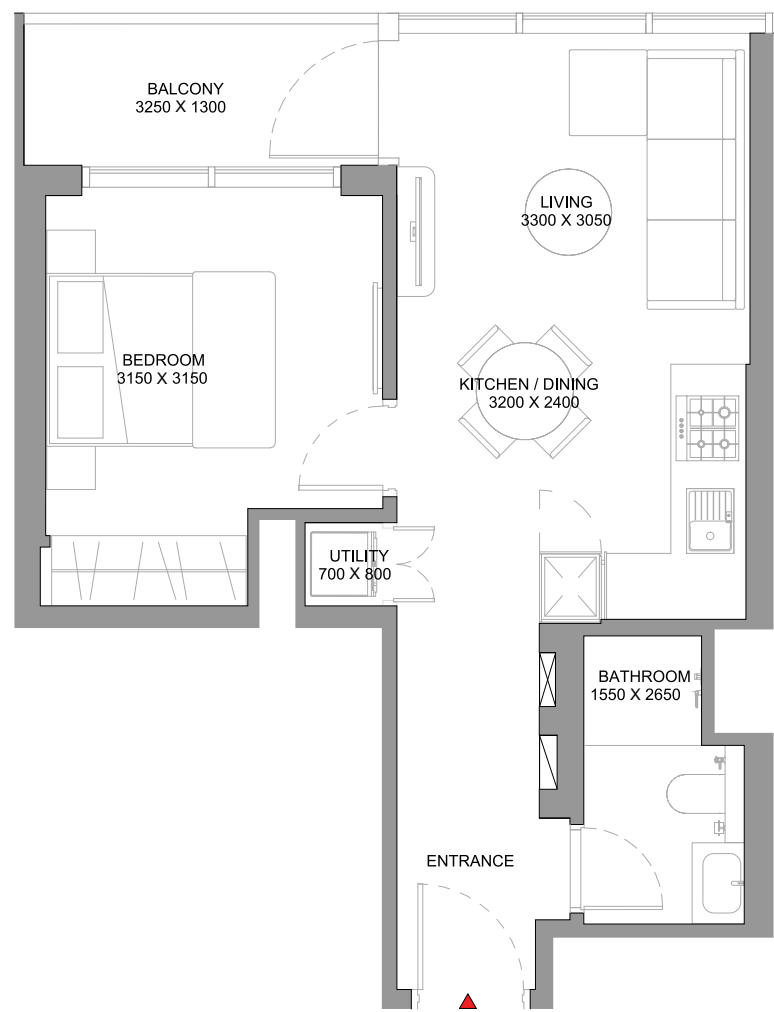
City View, Villa Community  
C1111, C1211, C1311, C1411, C1511, C1611, C1711, C1811, C1911, C2011, C2111, C2211, C2311, C2411, C2511, C2611, C2711, C2811, C2911, C3011, C3111

DISCLAIMER: PLOT PROFILE, GARBAGE ROOM & SWIMMING POOL PARAMETERS WILL VARY FROM PLOT TO PLOT. THE ABOVE AS SHOWN IN THE PLANS ARE INDICATIVE. PLANS, DETAILS AND UNIT ORIENTATION INCLUDED ARE INDICATIVE ONLY AND ARE SUBJECT TO CHANGE BY THE DEVELOPER/SELLER AT ITS SOLE DISCRETION WITHOUT NOTICE AND/OR LIABILITY. ALL IMAGES, INCLUDING FEATURES, FINISHES, FURNISHINGS, VIEW AND SCALE ARE ILLUSTRATIVE ONLY. FINAL AREAS, ORIENTATION, DIMENSIONS, LAYOUT AND MATERIALS MAY DIFFER FROM THOSE STATED.



1 BEDROOM APARTMENT  
TYPE A - VARIANT 2 (with balcony)

TOTAL SALEABLE AREA  
SUITE RANGE = 490.30 SQ.FT. - 492.77 SQ.FT.  
BALCONY RANGE = 52.64 SQ.FT. - 54.36 SQ.FT.  
TOTAL RANGE = 544.66 SQ.FT. - 545.41 SQ.FT.



List of unit numbers with this unit plan:

VIEWS

Community View  
C411

City View  
C511, C611, C711, C811, C911, C1011

City View, Villa Community  
C1111, C1211, C1311, C1411, C1511, C1611, C1711, C1811, C1911, C2011, C2111, C2211, C2311, C2411, C2511, C2611, C2711, C2811, C2911, C3011, C3111



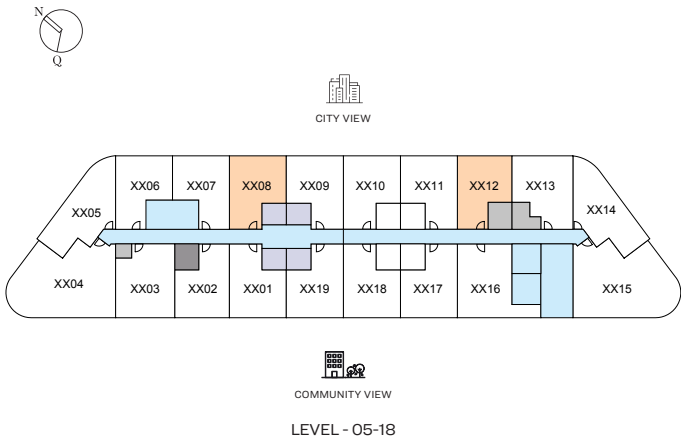
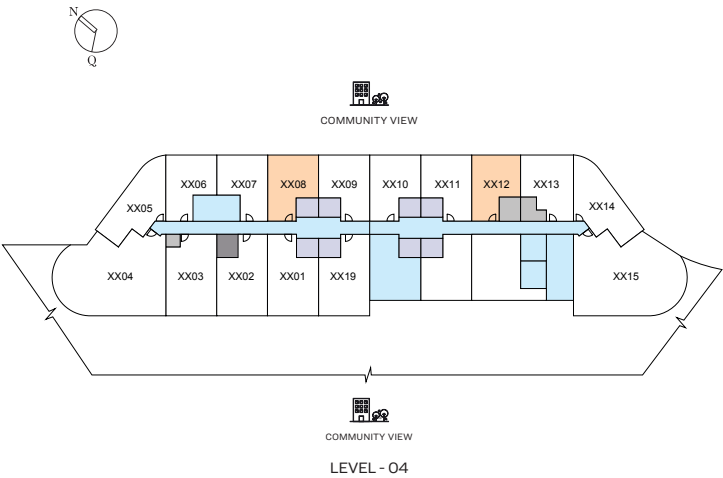
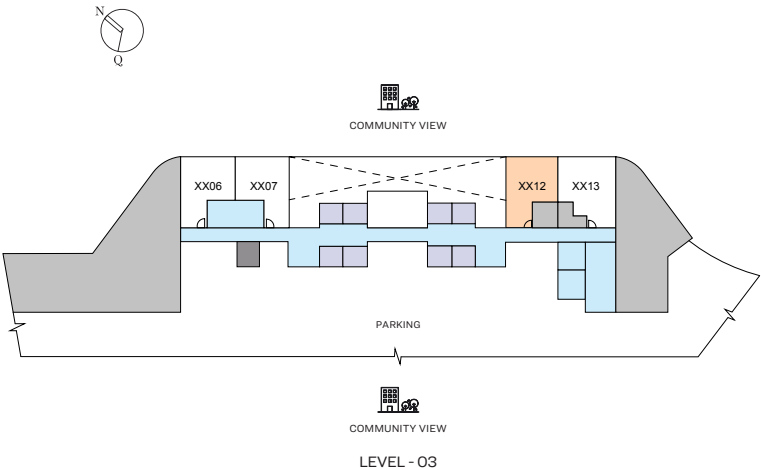
DISCLAIMER: PLOT PROFILE, GARBAGE ROOM & SWIMMING POOL PARAMETERS WILL VARY FROM PLOT TO PLOT. THE ABOVE AS SHOWN IN THE PLANS ARE INDICATIVE. PLANS, DETAILS AND UNIT ORIENTATION INCLUDED ARE INDICATIVE ONLY AND ARE SUBJECT TO CHANGE BY THE DEVELOPER/SELLER AT ITS SOLE DISCRETION WITHOUT NOTICE AND/OR LIABILITY. ALL IMAGES, INCLUDING FEATURES, FINISHES, FURNISHINGS, VIEW AND SCALE ARE ILLUSTRATIVE ONLY. FINAL AREAS, ORIENTATION, DIMENSIONS, LAYOUT AND MATERIALS MAY DIFFER FROM THOSE STATED.



1 BEDROOM APARTMENT  
TYPE A - VARIANT 3 (with balcony)

**TOTAL SALEABLE AREA**  
SUITE RANGE = 488.14 SQ.FT. - 491.91 SQ.FT.  
BALCONY RANGE = 52.85 SQ.FT. - 54.36 SQ.FT.  
TOTAL RANGE = 542.50 SQ.FT. - 544.76 SQ.FT.

UNIT



List of unit numbers with this unit plan:

VIEWS

**Community View**  
C212, C312, C408, C412

**City View**  
C508, C512, C608, C612, C708, C712, C808, C812, C908, C912, C1008, C1012

**City View, Villa Community**  
C1108, C1112, C1208, C1212, C1308, C1312, C1408, C1412, C1508, C1512, C1608, C1612, C1708, C1712, C1808, C1812, C1908, C1912, C2008, C2012, C2108, C2112, C2208, C2212, C2312, C2412, C2512, C2612, C2712, C2812, C2912, C3012, C3112

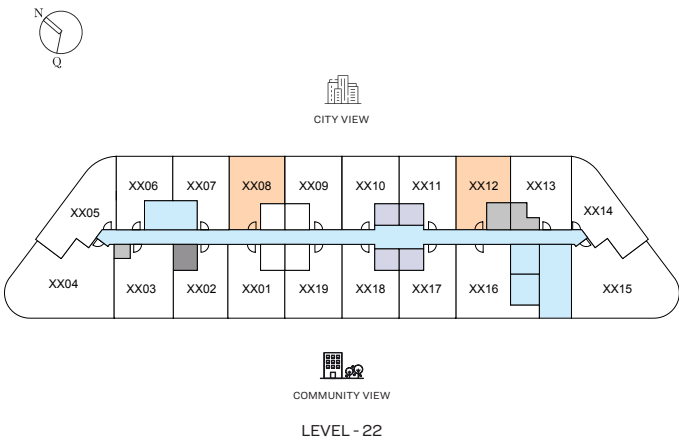
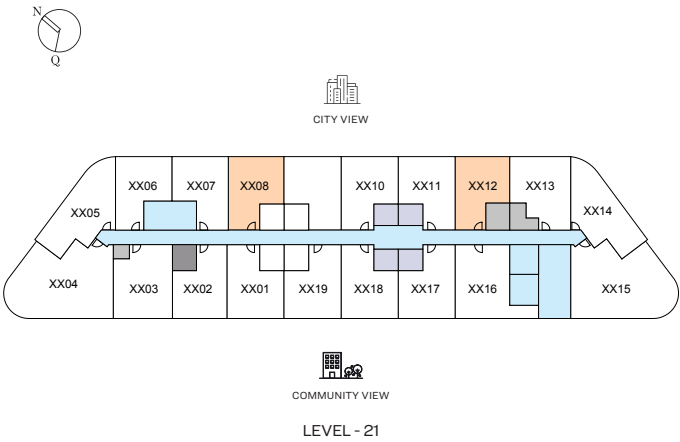
DISCLAIMER: PLOT PROFILE, GARBAGE ROOM & SWIMMING POOL PARAMETERS WILL VARY FROM PLOT TO PLOT. THE ABOVE AS SHOWN IN THE PLANS ARE INDICATIVE. PLANS, DETAILS AND UNIT ORIENTATION INCLUDED ARE INDICATIVE ONLY AND ARE SUBJECT TO CHANGE BY THE DEVELOPER/SELLER AT ITS SOLE DISCRETION WITHOUT NOTICE AND/OR LIABILITY. ALL IMAGES, INCLUDING FEATURES, FINISHES, FURNISHINGS, VIEW AND SCALE ARE ILLUSTRATIVE ONLY. FINAL AREAS, ORIENTATION, DIMENSIONS, LAYOUT AND MATERIALS MAY DIFFER FROM THOSE STATED.



1 BEDROOM APARTMENT  
TYPE A - VARIANT 3 (with balcony)

**TOTAL SALEABLE AREA**  
SUITE RANGE = 488.14 SQ.FT. - 491.91 SQ.FT.  
BALCONY RANGE = 52.85 SQ.FT. - 54.36 SQ.FT.  
TOTAL RANGE = 542.50 SQ.FT. - 544.76 SQ.FT.

UNIT



List of unit numbers with this unit plan:

VIEWS

Community View  
C212, C312, C408, C412

City View  
C508, C512, C608, C612, C708, C712, C808, C812, C908, C912, C1008, C1012

City View, Villa Community  
C1108, C1112, C1208, C1212, C1308, C1312, C1408, C1412, C1508, C1512, C1608, C1612, C1708, C1712, C1808, C1812, C1908, C1912, C2008, C2012, C2108, C2112, C2208, C2212, C2312, C2412, C2512, C2612, C2712, C2812, C2912, C3012, C3112

DISCLAIMER: PLOT PROFILE, GARBAGE ROOM & SWIMMING POOL PARAMETERS WILL VARY FROM PLOT TO PLOT. THE ABOVE AS SHOWN IN THE PLANS ARE INDICATIVE. PLANS, DETAILS AND UNIT ORIENTATION INCLUDED ARE INDICATIVE ONLY AND ARE SUBJECT TO CHANGE BY THE DEVELOPER/SELLER AT ITS SOLE DISCRETION WITHOUT NOTICE AND/OR LIABILITY. ALL IMAGES, INCLUDING FEATURES, FINISHES, FURNISHINGS, VIEW AND SCALE ARE ILLUSTRATIVE ONLY. FINAL AREAS, ORIENTATION, DIMENSIONS, LAYOUT AND MATERIALS MAY DIFFER FROM THOSE STATED.



1 BEDROOM APARTMENT  
TYPE A - VARIANT 3 (with balcony)

**TOTAL SALEABLE AREA**  
SUITE RANGE = 488.14 SQ.FT. - 491.91 SQ.FT.  
BALCONY RANGE = 52.85 SQ.FT. - 54.36 SQ.FT.  
TOTAL RANGE = 542.50 SQ.FT. - 544.76 SQ.FT.

UNIT



List of unit numbers with this unit plan:

VIEWS

**Community View**  
C212, C312, C408, C412

**City View**  
C508, C512, C608, C612, C708, C712, C808, C812, C908, C912, C1008, C1012

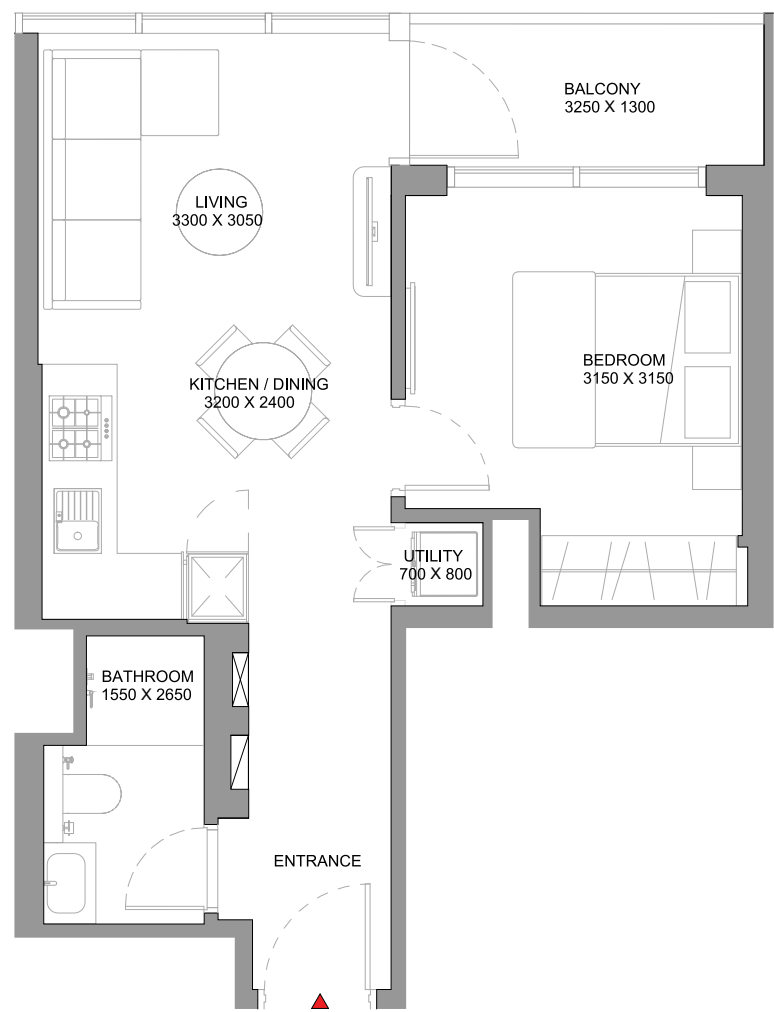
**City View, Villa Community**  
C1108, C1112, C1208, C1212, C1308, C1312, C1408, C1412, C1508, C1512, C1608, C1612, C1708, C1712, C1808, C1812, C1908, C1912, C2008, C2012, C2108, C2112, C2208, C2212, C2312, C2412, C2512, C2612, C2712, C2812, C2912, C3012, C3112

DISCLAIMER: PLOT PROFILE, GARBAGE ROOM & SWIMMING POOL PARAMETERS WILL VARY FROM PLOT TO PLOT. THE ABOVE AS SHOWN IN THE PLANS ARE INDICATIVE. PLANS, DETAILS AND UNIT ORIENTATION INCLUDED ARE INDICATIVE ONLY AND ARE SUBJECT TO CHANGE BY THE DEVELOPER/SELLER AT ITS SOLE DISCRETION WITHOUT NOTICE AND/OR LIABILITY. ALL IMAGES, INCLUDING FEATURES, FINISHES, FURNISHINGS, VIEW AND SCALE ARE ILLUSTRATIVE ONLY. FINAL AREAS, ORIENTATION, DIMENSIONS, LAYOUT AND MATERIALS MAY DIFFER FROM THOSE STATED.



1 BEDROOM APARTMENT  
TYPE A - VARIANT 3 (with balcony)

**TOTAL SALEABLE AREA**  
SUITE RANGE = 488.14 SQ.FT. - 491.91 SQ.FT.  
BALCONY RANGE = 52.85 SQ.FT. - 54.36 SQ.FT.  
TOTAL RANGE = 542.50 SQ.FT. - 544.76 SQ.FT.



List of unit numbers with this unit plan:

**VIEWS**

**Community View**  
C212, C312, C408, C412

**City View**  
C508, C512, C608, C612, C708, C712, C808, C812, C908, C912, C1008, C1012

**City View, Villa Community**  
C1108, C1112, C1208, C1212, C1308, C1312, C1408, C1412, C1508, C1512, C1608, C1612, C1708, C1712, C1808, C1812, C1908, C1912, C2008, C2012, C2108, C2112, C2208, C2212, C2312, C2412, C2512, C2612, C2712, C2812, C2912, C3012, C3112



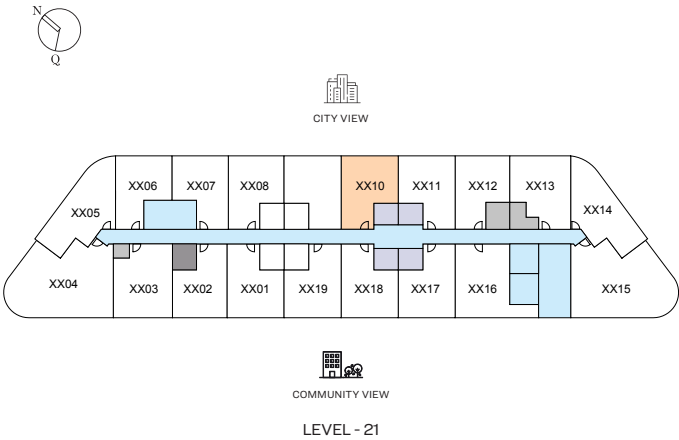
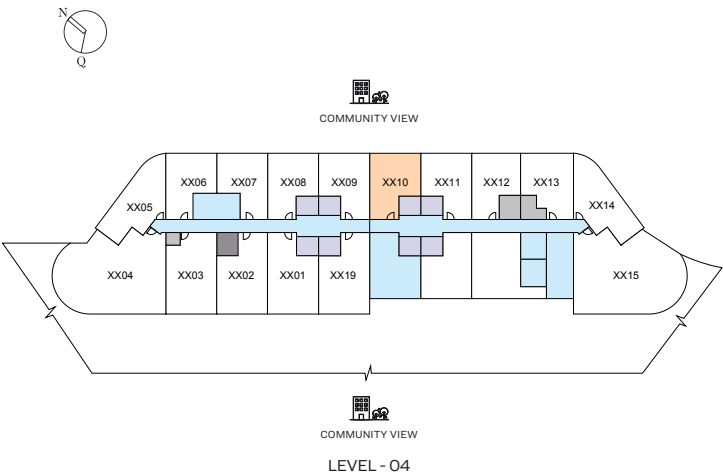
DISCLAIMER: PLOT PROFILE, GARBAGE ROOM & SWIMMING POOL PARAMETERS WILL VARY FROM PLOT TO PLOT. THE ABOVE AS SHOWN IN THE PLANS ARE INDICATIVE. PLANS, DETAILS AND UNIT ORIENTATION INCLUDED ARE INDICATIVE ONLY AND ARE SUBJECT TO CHANGE BY THE DEVELOPER/SELLER AT ITS SOLE DISCRETION WITHOUT NOTICE AND/OR LIABILITY. ALL IMAGES, INCLUDING FEATURES, FINISHES, FURNISHINGS, VIEW AND SCALE ARE ILLUSTRATIVE ONLY. FINAL AREAS, ORIENTATION, DIMENSIONS, LAYOUT AND MATERIALS MAY DIFFER FROM THOSE STATED.



1 BEDROOM APARTMENT  
TYPE A - VARIANT 4 (with balcony)

**TOTAL SALEABLE AREA**  
SUITE RANGE = 489.87 SQ.FT. - 491.70 SQ.FT.  
BALCONY RANGE = 52.64 SQ.FT. - 54.36 SQ.FT.  
TOTAL RANGE = 544.23 SQ.FT. - 544.34 SQ.FT.

UNIT



List of unit numbers with this unit plan:

VIEWS

Community View  
C410

City View  
C510, C610, C710, C810, C910, C1010

City View, Villa Community  
C1110, C1210, C1310, C1410, C1510, C1610, C1710, C1810, C1910, C2210, C2310, C2410, C2510, C2610, C2710, C2810, C2910, C3010, C3110

DISCLAIMER: PLOT PROFILE, GARBAGE ROOM & SWIMMING POOL PARAMETERS WILL VARY FROM PLOT TO PLOT. THE ABOVE AS SHOWN IN THE PLANS ARE INDICATIVE. PLANS, DETAILS AND UNIT ORIENTATION INCLUDED ARE INDICATIVE ONLY AND ARE SUBJECT TO CHANGE BY THE DEVELOPER/SELLER AT ITS SOLE DISCRETION WITHOUT NOTICE AND/OR LIABILITY. ALL IMAGES, INCLUDING FEATURES, FINISHES, FURNISHINGS, VIEW AND SCALE ARE ILLUSTRATIVE ONLY. FINAL AREAS, ORIENTATION, DIMENSIONS, LAYOUT AND MATERIALS MAY DIFFER FROM THOSE STATED.



1 BEDROOM APARTMENT  
TYPE A - VARIANT 4 (with balcony)

TOTAL SALEABLE AREA  
SUITE RANGE = 489.87 SQ.FT. - 491.70 SQ.FT.  
BALCONY RANGE = 52.64 SQ.FT. - 54.36 SQ.FT.  
TOTAL RANGE = 544.23 SQ.FT. - 544.34 SQ.FT.

UNIT



List of unit numbers with this unit plan:

VIEWS

Community View  
C410

City View  
C510, C610, C710, C810, C910, C1010

City View, Villa Community  
C1110, C1210, C1310, C1410, C1510, C1610, C1710, C1810, C1910, C2210, C2310, C2410, C2510, C2610, C2710, C2810, C2910, C3010, C3110

DISCLAIMER: PLOT PROFILE, GARBAGE ROOM & SWIMMING POOL PARAMETERS WILL VARY FROM PLOT TO PLOT. THE ABOVE AS SHOWN IN THE PLANS ARE INDICATIVE. PLANS, DETAILS AND UNIT ORIENTATION INCLUDED ARE INDICATIVE ONLY AND ARE SUBJECT TO CHANGE BY THE DEVELOPER/SELLER AT ITS SOLE DISCRETION WITHOUT NOTICE AND/OR LIABILITY. ALL IMAGES, INCLUDING FEATURES, FINISHES, FURNISHINGS, VIEW AND SCALE ARE ILLUSTRATIVE ONLY. FINAL AREAS, ORIENTATION, DIMENSIONS, LAYOUT AND MATERIALS MAY DIFFER FROM THOSE STATED.



1 BEDROOM APARTMENT

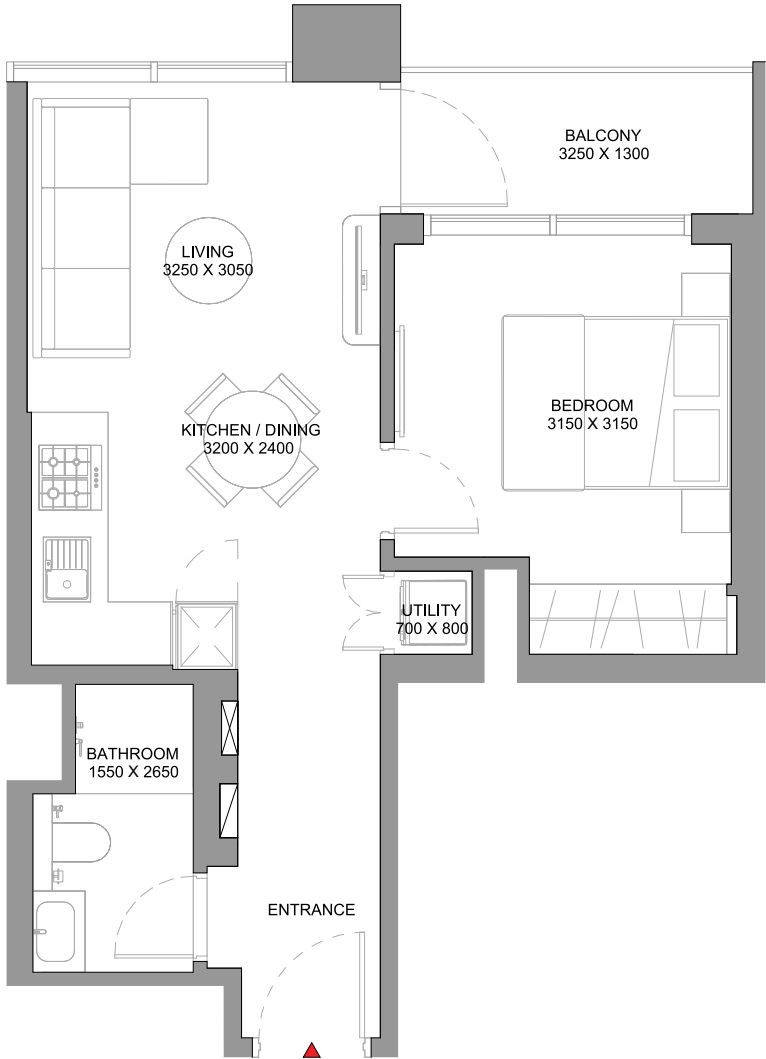
TYPE A - VARIANT 4 (with balcony)

TOTAL SALEABLE AREA

SUITE RANGE = 489.87 SQ.FT. - 491.70 SQ.FT.

BALCONY RANGE = 52.64 SQ.FT. - 54.36 SQ.FT.

TOTAL RANGE = 544.23 SQ.FT. - 544.34 SQ.FT.



List of unit numbers with this unit plan:

VIEWS

Community View  
C410

City View  
C510, C610, C710, C810, C910, C1010

City View, Villa Community  
C1110, C1210, C1310, C1410, C1510, C1610, C1710, C1810, C1910, C2210, C2310, C2410, C2510, C2610, C2710, C2810, C2910, C3010, C3110



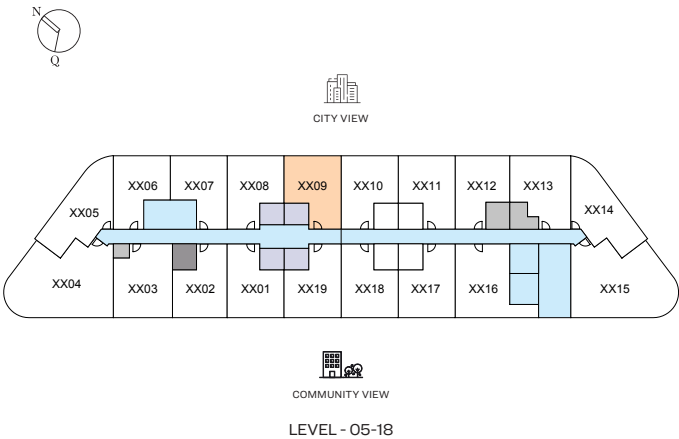
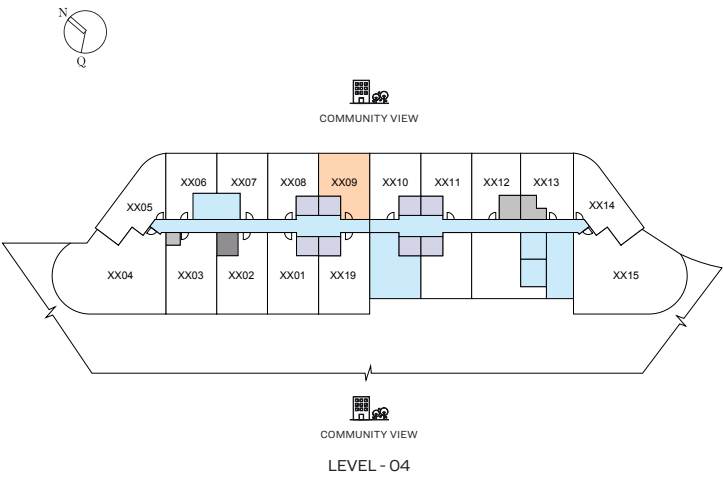
DISCLAIMER: PLOT PROFILE, GARBAGE ROOM & SWIMMING POOL PARAMETERS WILL VARY FROM PLOT TO PLOT. THE ABOVE AS SHOWN IN THE PLANS ARE INDICATIVE. PLANS, DETAILS AND UNIT ORIENTATION INCLUDED ARE INDICATIVE ONLY AND ARE SUBJECT TO CHANGE BY THE DEVELOPER/SELLER AT ITS SOLE DISCRETION WITHOUT NOTICE AND/OR LIABILITY. ALL IMAGES, INCLUDING FEATURES, FINISHES, FURNISHINGS, VIEW AND SCALE ARE ILLUSTRATIVE ONLY. FINAL AREAS, ORIENTATION, DIMENSIONS, LAYOUT AND MATERIALS MAY DIFFER FROM THOSE STATED.



1 BEDROOM APARTMENT  
TYPE A - VARIANT 5 (with balcony)

**TOTAL SALEABLE AREA**  
SUITE RANGE = 489.97 SQ.FT. - 491.59 SQ.FT.  
BALCONY RANGE = 52.85 SQ.FT. - 54.36 SQ.FT.  
TOTAL RANGE = 544.33 SQ.FT. - 544.44 SQ.FT.

UNIT



List of unit numbers with this unit plan:

VIEW

Community View  
C409

City View  
C509, C609, C709, C809, C909, C1009

City View, Villa Community  
C1109, C1209, C1309, C1409, C1509, C1609, C1709, C1809, C1909, C2209

DISCLAIMER: PLOT PROFILE, GARBAGE ROOM & SWIMMING POOL PARAMETERS WILL VARY FROM PLOT TO PLOT. THE ABOVE AS SHOWN IN THE PLANS ARE INDICATIVE. PLANS, DETAILS AND UNIT ORIENTATION INCLUDED ARE INDICATIVE ONLY AND ARE SUBJECT TO CHANGE BY THE DEVELOPER/SELLER AT ITS SOLE DISCRETION WITHOUT NOTICE AND/OR LIABILITY. ALL IMAGES, INCLUDING FEATURES, FINISHES, FURNISHINGS, VIEW AND SCALE ARE ILLUSTRATIVE ONLY. FINAL AREAS, ORIENTATION, DIMENSIONS, LAYOUT AND MATERIALS MAY DIFFER FROM THOSE STATED.



1 BEDROOM APARTMENT

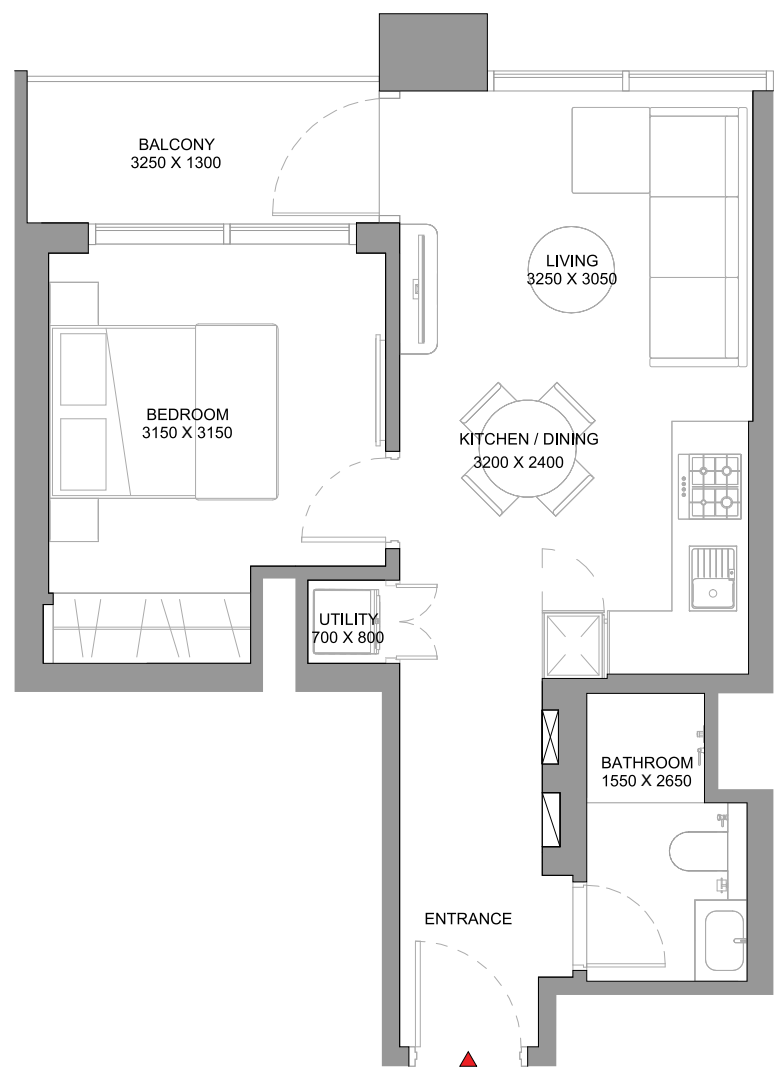
TYPE A - VARIANT 5 (with balcony)

TOTAL SALEABLE AREA

SUITE RANGE = 489.97 SQ.FT. - 491.59 SQ.FT.

BALCONY RANGE = 52.85 SQ.FT. - 54.36 SQ.FT.

TOTAL RANGE = 544.33 SQ.FT. - 544.44 SQ.FT.



List of unit numbers with this unit plan:

VIEWS

Community View  
C409

City View  
C509, C609, C709, C809, C909, C1009

City View, Villa Community  
C1109, C1209, C1309, C1409, C1509, C1609, C1709, C1809, C1909, C2209



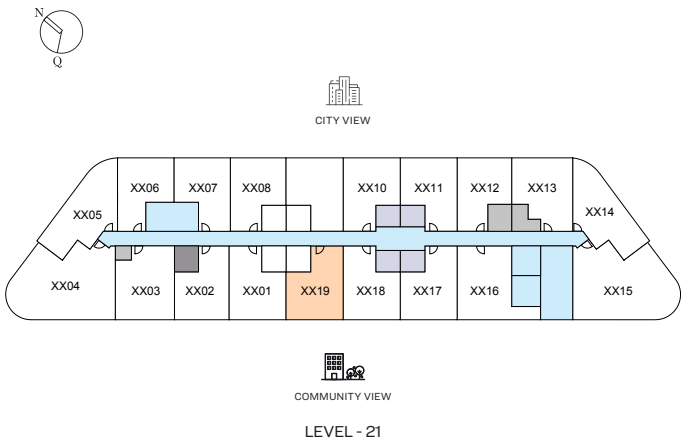
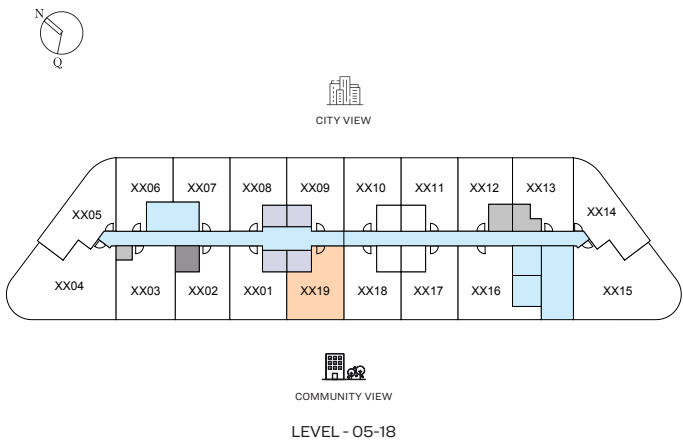
DISCLAIMER: PLOT PROFILE, GARBAGE ROOM & SWIMMING POOL PARAMETERS WILL VARY FROM PLOT TO PLOT. THE ABOVE AS SHOWN IN THE PLANS ARE INDICATIVE. PLANS, DETAILS AND UNIT ORIENTATION INCLUDED ARE INDICATIVE ONLY AND ARE SUBJECT TO CHANGE BY THE DEVELOPER/SELLER AT ITS SOLE DISCRETION WITHOUT NOTICE AND/OR LIABILITY. ALL IMAGES, INCLUDING FEATURES, FINISHES, FURNISHINGS, VIEW AND SCALE ARE ILLUSTRATIVE ONLY. FINAL AREAS, ORIENTATION, DIMENSIONS, LAYOUT AND MATERIALS MAY DIFFER FROM THOSE STATED.



1 BEDROOM APARTMENT  
TYPE A - VARIANT 6 (with balcony)

TOTAL SALEABLE AREA  
SUITE = 490.51 SQ.FT.  
BALCONY = 54.36 SQ.FT.  
TOTAL = 544.87 SQ.FT.

UNIT



List of unit numbers with this unit plan:

VIEWS

Community view, Amenity view  
C519, C619, C719, C819, C919, C1019

Community view  
C1119, C1219, C1319, C1419, C1519, C1619, C1719, C1819, C1919, C2019, C2119, C2219

DISCLAIMER: PLOT PROFILE, GARBAGE ROOM & SWIMMING POOL PARAMETERS WILL VARY FROM PLOT TO PLOT. THE ABOVE AS SHOWN IN THE PLANS ARE INDICATIVE. PLANS, DETAILS AND UNIT ORIENTATION INCLUDED ARE INDICATIVE ONLY AND ARE SUBJECT TO CHANGE BY THE DEVELOPER/SELLER AT ITS SOLE DISCRETION WITHOUT NOTICE AND/OR LIABILITY. ALL IMAGES, INCLUDING FEATURES, FINISHES, FURNISHINGS, VIEW AND SCALE ARE ILLUSTRATIVE ONLY. FINAL AREAS, ORIENTATION, DIMENSIONS, LAYOUT AND MATERIALS MAY DIFFER FROM THOSE STATED.



1 BEDROOM APARTMENT  
TYPE A - VARIANT 6 (with balcony)

TOTAL SALEABLE AREA  
SUITE = 490.51 SQ.FT.  
BALCONY = 54.36 SQ.FT.  
TOTAL = 544.87 SQ.FT.

UNIT



List of unit numbers with this unit plan:

VIEWS

Community view, Amenity view  
C519, C619, C719, C819, C919, C1019

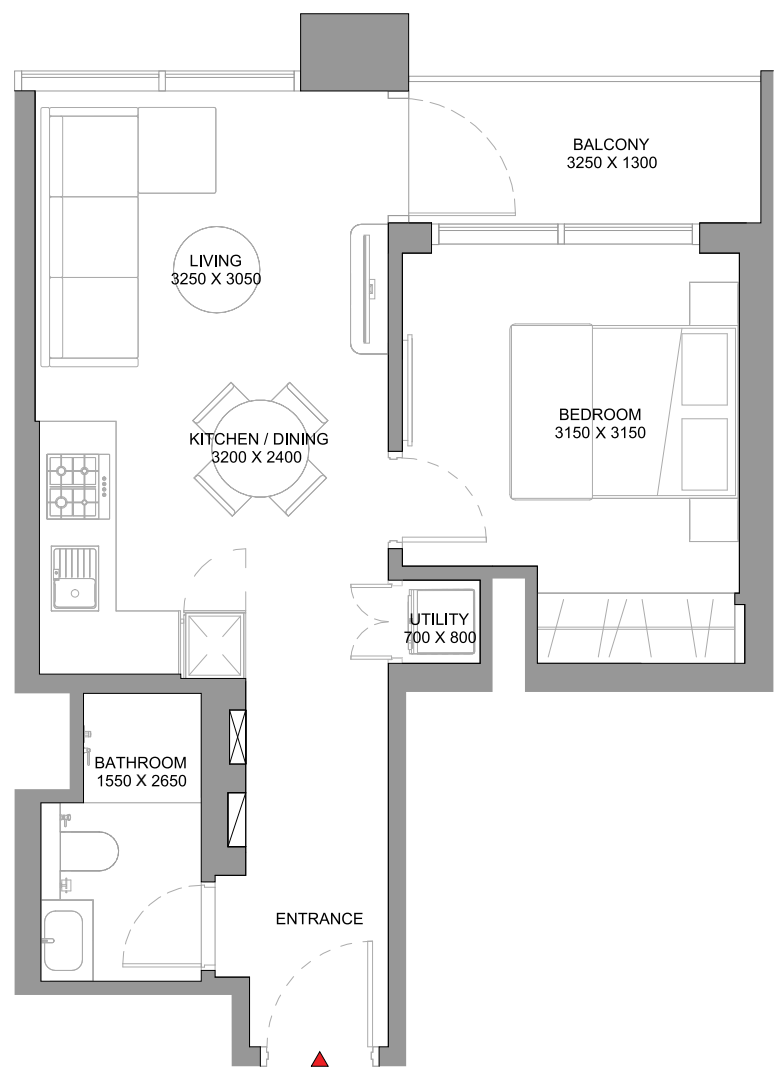
Community view  
C1119, C1219, C1319, C1419, C1519, C1619, C1719, C1819, C1919, C2019, C2119, C2219

DISCLAIMER: PLOT PROFILE, GARBAGE ROOM & SWIMMING POOL PARAMETERS WILL VARY FROM PLOT TO PLOT. THE ABOVE AS SHOWN IN THE PLANS ARE INDICATIVE. PLANS, DETAILS AND UNIT ORIENTATION INCLUDED ARE INDICATIVE ONLY AND ARE SUBJECT TO CHANGE BY THE DEVELOPER/SELLER AT ITS SOLE DISCRETION WITHOUT NOTICE AND/OR LIABILITY. ALL IMAGES, INCLUDING FEATURES, FINISHES, FURNISHINGS, VIEW AND SCALE ARE ILLUSTRATIVE ONLY. FINAL AREAS, ORIENTATION, DIMENSIONS, LAYOUT AND MATERIALS MAY DIFFER FROM THOSE STATED.



1 BEDROOM APARTMENT  
TYPE A - VARIANT 6 (with balcony)

TOTAL SALEABLE AREA  
SUITE = 490.51 SQ.FT.  
BALCONY = 54.36 SQ.FT.  
TOTAL = 544.87 SQ.FT.



List of unit numbers with this unit plan:

VIEWS

Community view, Amenity view  
C519, C619, C719, C819, C919, C1019

Community view  
C1119, C1219, C1319, C1419, C1519, C1619, C1719, C1819, C1919, C2019, C2119, C2219



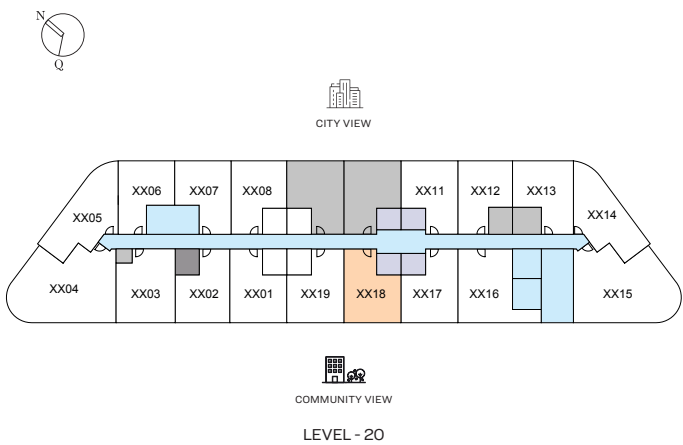
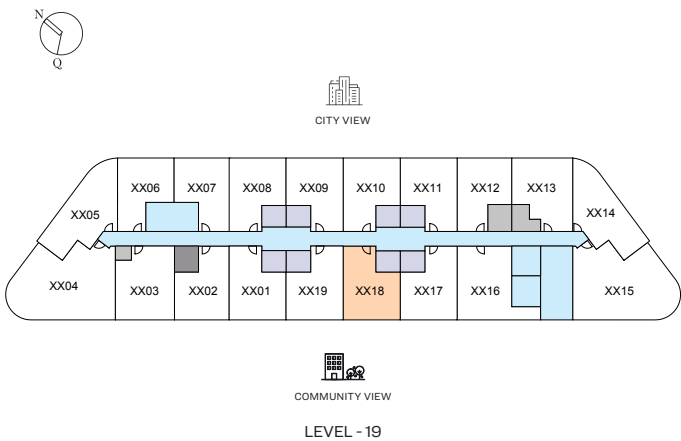
DISCLAIMER: PLOT PROFILE, GARBAGE ROOM & SWIMMING POOL PARAMETERS WILL VARY FROM PLOT TO PLOT. THE ABOVE AS SHOWN IN THE PLANS ARE INDICATIVE. PLANS, DETAILS AND UNIT ORIENTATION INCLUDED ARE INDICATIVE ONLY AND ARE SUBJECT TO CHANGE BY THE DEVELOPER/SELLER AT ITS SOLE DISCRETION WITHOUT NOTICE AND/OR LIABILITY. ALL IMAGES, INCLUDING FEATURES, FINISHES, FURNISHINGS, VIEW AND SCALE ARE ILLUSTRATIVE ONLY. FINAL AREAS, ORIENTATION, DIMENSIONS, LAYOUT AND MATERIALS MAY DIFFER FROM THOSE STATED.



1 BEDROOM APARTMENT  
TYPE A - VARIANT 7 (with balcony)

TOTAL SALEABLE AREA  
SUITE = 490.40 SQ.FT.  
BALCONY = 54.36 SQ.FT.  
TOTAL = 544.76 SQ.FT.

UNIT



List of unit numbers with this unit plan:

VIEWS

Community view, Amenity view  
C518, C618, C718, C818, C918, C1018

Community view  
C1118, C1218, C1318, C1418, C1518, C1618, C1718, C1818, C1918, C2018, C2118, C2218, C2318, C2418, C2518, C2618, C2718, C2818, C2918, C3018, C3118

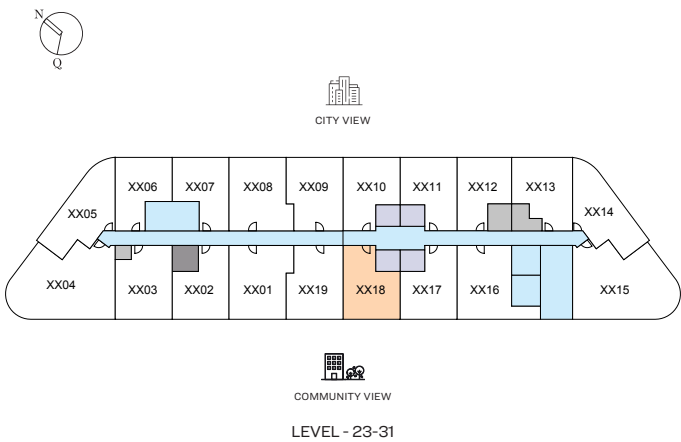
DISCLAIMER: PLOT PROFILE, GARBAGE ROOM & SWIMMING POOL PARAMETERS WILL VARY FROM PLOT TO PLOT. THE ABOVE AS SHOWN IN THE PLANS ARE INDICATIVE. PLANS, DETAILS AND UNIT ORIENTATION INCLUDED ARE INDICATIVE ONLY AND ARE SUBJECT TO CHANGE BY THE DEVELOPER/SELLER AT ITS SOLE DISCRETION WITHOUT NOTICE AND/OR LIABILITY. ALL IMAGES, INCLUDING FEATURES, FINISHES, FURNISHINGS, VIEW AND SCALE ARE ILLUSTRATIVE ONLY. FINAL AREAS, ORIENTATION, DIMENSIONS, LAYOUT AND MATERIALS MAY DIFFER FROM THOSE STATED.



1 BEDROOM APARTMENT  
TYPE A - VARIANT 7 (with balcony)

TOTAL SALEABLE AREA  
SUITE = 490.40 SQ.FT.  
BALCONY = 54.36 SQ.FT.  
TOTAL = 544.76 SQ.FT.

UNIT



List of unit numbers with this unit plan:

VIEWS

Community view, Amenity view  
C518, C618, C718, C818, C918, C1018

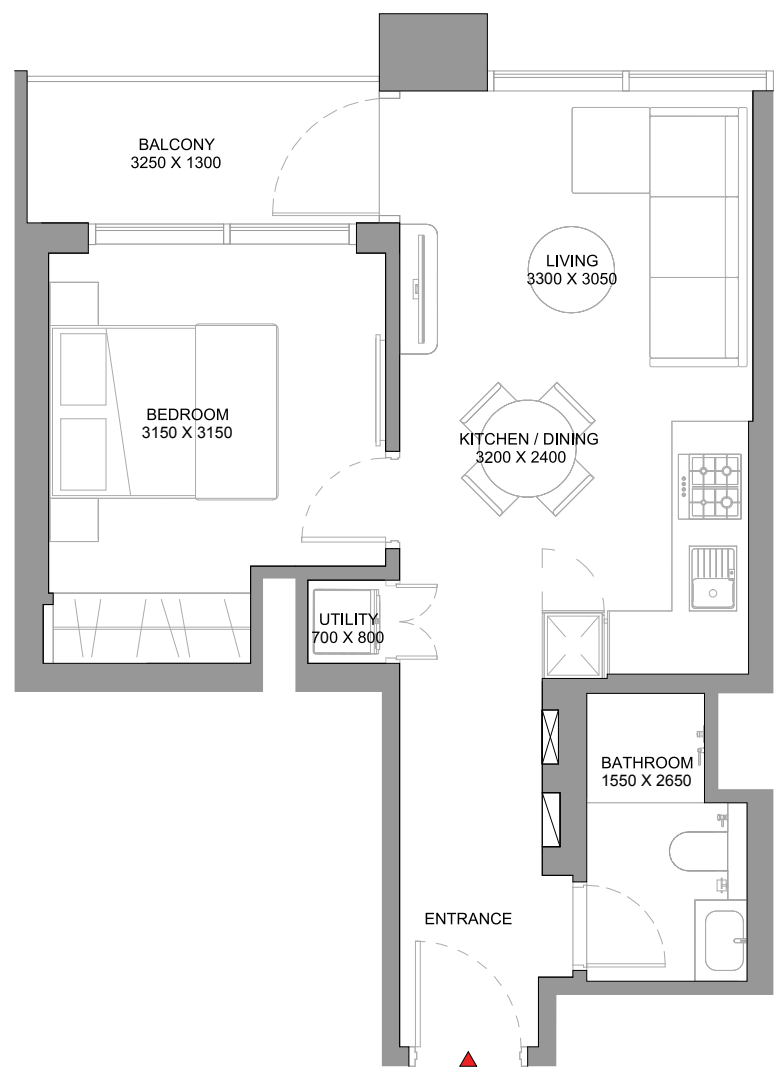
Community view  
C1118, C1218, C1318, C1418, C1518, C1618, C1718, C1818, C1918, C2018, C2118, C2218, C2318, C2418, C2518, C2618, C2718, C2818, C2918, C3018, C3118

DISCLAIMER: PLOT PROFILE, GARBAGE ROOM & SWIMMING POOL PARAMETERS WILL VARY FROM PLOT TO PLOT. THE ABOVE AS SHOWN IN THE PLANS ARE INDICATIVE. PLANS, DETAILS AND UNIT ORIENTATION INCLUDED ARE INDICATIVE ONLY AND ARE SUBJECT TO CHANGE BY THE DEVELOPER/SELLER AT ITS SOLE DISCRETION WITHOUT NOTICE AND/OR LIABILITY. ALL IMAGES, INCLUDING FEATURES, FINISHES, FURNISHINGS, VIEW AND SCALE ARE ILLUSTRATIVE ONLY. FINAL AREAS, ORIENTATION, DIMENSIONS, LAYOUT AND MATERIALS MAY DIFFER FROM THOSE STATED.



1 BEDROOM APARTMENT  
TYPE A - VARIANT 7 (with balcony)

TOTAL SALEABLE AREA  
SUITE = 490.40 SQ.FT.  
BALCONY = 54.36 SQ.FT.  
TOTAL = 544.76 SQ.FT.



List of unit numbers with this unit plan:

VIEWS

Community view, Amenity view  
C518, C618, C718, C818, C918, C1018

Community view  
C1118, C1218, C1318, C1418, C1518, C1618, C1718, C1818, C1918, C2018, C2118, C2218, C2318, C2418, C2518, C2618, C2718, C2818, C2918, C3018, C3118



DISCLAIMER: PLOT PROFILE, GARBAGE ROOM & SWIMMING POOL PARAMETERS WILL VARY FROM PLOT TO PLOT. THE ABOVE AS SHOWN IN THE PLANS ARE INDICATIVE. PLANS, DETAILS AND UNIT ORIENTATION INCLUDED ARE INDICATIVE ONLY AND ARE SUBJECT TO CHANGE BY THE DEVELOPER/SELLER AT ITS SOLE DISCRETION WITHOUT NOTICE AND/OR LIABILITY. ALL IMAGES, INCLUDING FEATURES, FINISHES, FURNISHINGS, VIEW AND SCALE ARE ILLUSTRATIVE ONLY. FINAL AREAS, ORIENTATION, DIMENSIONS, LAYOUT AND MATERIALS MAY DIFFER FROM THOSE STATED.



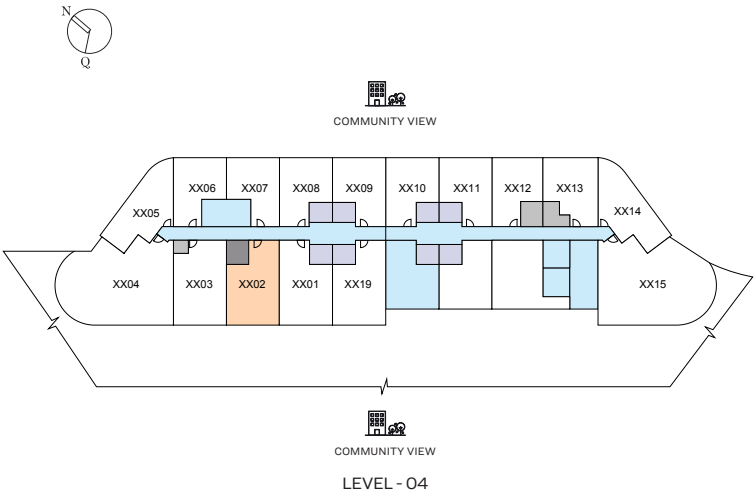
1 BEDROOM APARTMENT

TYPE A - VARIANT 8 (with yard)

TOTAL SALEABLE AREA

SUITE = 495.68 SQ.FT.  
YARD = 215.71 SQ.FT.  
TOTAL = 711.39 SQ.FT.

UNIT



List of unit numbers with this unit plan:

VIEWS

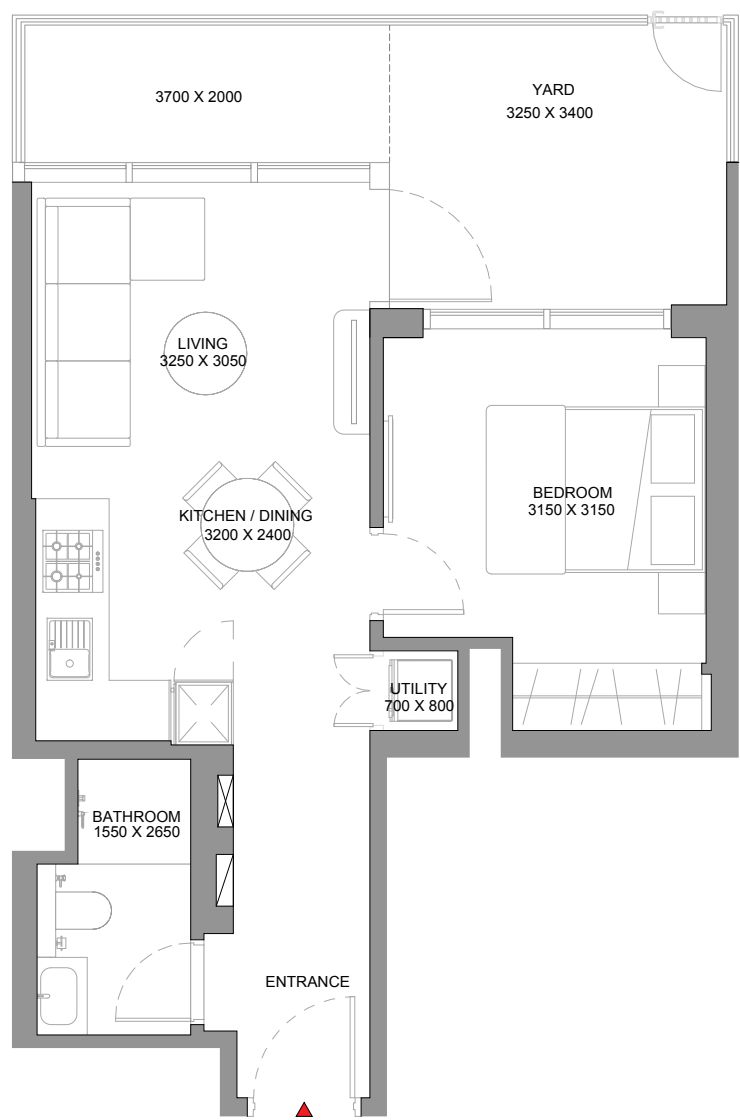
Community view, Amenity view  
C402

DISCLAIMER: PLOT PROFILE, GARBAGE ROOM & SWIMMING POOL PARAMETERS WILL VARY FROM PLOT TO PLOT. THE ABOVE AS SHOWN IN THE PLANS ARE INDICATIVE. PLANS, DETAILS AND UNIT ORIENTATION INCLUDED ARE INDICATIVE ONLY AND ARE SUBJECT TO CHANGE BY THE DEVELOPER/SELLER AT ITS SOLE DISCRETION WITHOUT NOTICE AND/OR LIABILITY. ALL IMAGES, INCLUDING FEATURES, FINISHES, FURNISHINGS, VIEW AND SCALE ARE ILLUSTRATIVE ONLY. FINAL AREAS, ORIENTATION, DIMENSIONS, LAYOUT AND MATERIALS MAY DIFFER FROM THOSE STATED.



1 BEDROOM APARTMENT  
TYPE A - VARIANT 8 (with yard)

TOTAL SALEABLE AREA  
SUITE = 495.68 SQ.FT.  
YARD = 215.71 SQ.FT.  
TOTAL = 711.39 SQ.FT.



List of unit numbers with this unit plan:

VIEWS

Community view, Amenity view  
C402

DISCLAIMER: PLOT PROFILE, GARBAGE ROOM & SWIMMING POOL PARAMETERS WILL VARY FROM PLOT TO PLOT. THE ABOVE AS SHOWN IN THE PLANS ARE INDICATIVE. PLANS, DETAILS AND UNIT ORIENTATION INCLUDED ARE INDICATIVE ONLY AND ARE SUBJECT TO CHANGE BY THE DEVELOPER/SELLER AT ITS SOLE DISCRETION WITHOUT NOTICE AND/OR LIABILITY. ALL IMAGES, INCLUDING FEATURES, FINISHES, FURNISHINGS, VIEW AND SCALE ARE ILLUSTRATIVE ONLY. FINAL AREAS, ORIENTATION, DIMENSIONS, LAYOUT AND MATERIALS MAY DIFFER FROM THOSE STATED.



1 BEDROOM APARTMENT

TYPE A - VARIANT 9 (with yard)

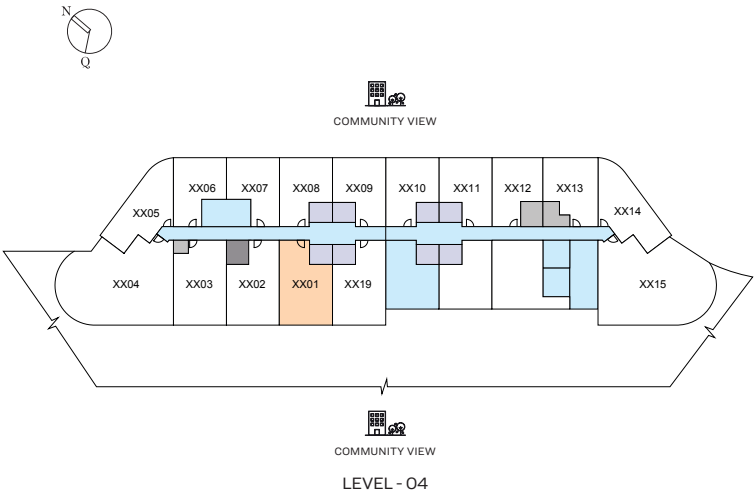
TOTAL SALEABLE AREA

SUITE = 492.13 SQ.FT.

YARD = 215.71 SQ.FT.

TOTAL = 707.84 SQ.FT.

UNIT



List of unit numbers with this unit plan:

VIEWS

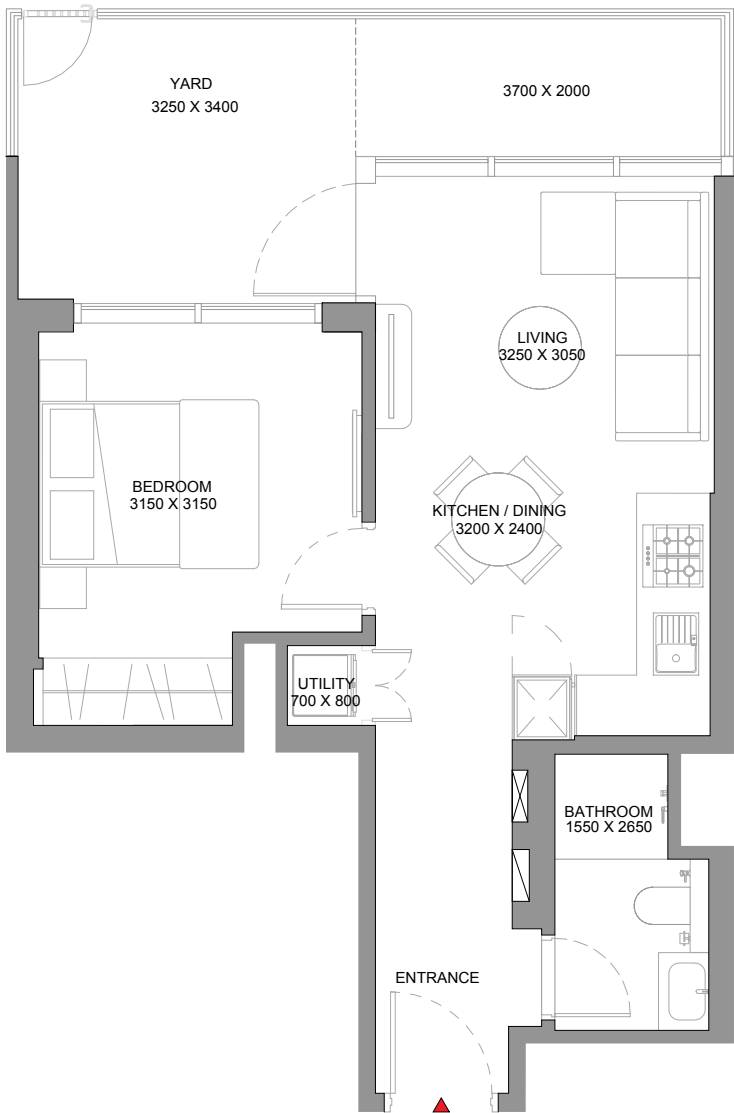
Community view, Amenity view  
C401

DISCLAIMER: PLOT PROFILE, GARBAGE ROOM & SWIMMING POOL PARAMETERS WILL VARY FROM PLOT TO PLOT. THE ABOVE AS SHOWN IN THE PLANS ARE INDICATIVE. PLANS, DETAILS AND UNIT ORIENTATION INCLUDED ARE INDICATIVE ONLY AND ARE SUBJECT TO CHANGE BY THE DEVELOPER/SELLER AT ITS SOLE DISCRETION WITHOUT NOTICE AND/OR LIABILITY. ALL IMAGES, INCLUDING FEATURES, FINISHES, FURNISHINGS, VIEW AND SCALE ARE ILLUSTRATIVE ONLY. FINAL AREAS, ORIENTATION, DIMENSIONS, LAYOUT AND MATERIALS MAY DIFFER FROM THOSE STATED.



1 BEDROOM APARTMENT  
TYPE A - VARIANT 9 (with yard)

TOTAL SALEABLE AREA  
SUITE = 492.13 SQ.FT.  
YARD = 215.71 SQ.FT.  
TOTAL = 707.84 SQ.FT.



List of unit numbers with this unit plan:

VIEWS

Community view, Amenity view  
C401

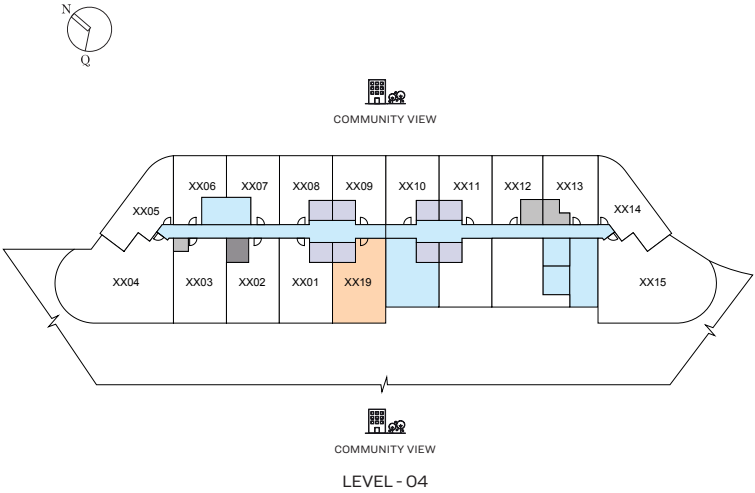
DISCLAIMER: PLOT PROFILE, GARBAGE ROOM & SWIMMING POOL PARAMETERS WILL VARY FROM PLOT TO PLOT. THE ABOVE AS SHOWN IN THE PLANS ARE INDICATIVE. PLANS, DETAILS AND UNIT ORIENTATION INCLUDED ARE INDICATIVE ONLY AND ARE SUBJECT TO CHANGE BY THE DEVELOPER/SELLER AT ITS SOLE DISCRETION WITHOUT NOTICE AND/OR LIABILITY. ALL IMAGES, INCLUDING FEATURES, FINISHES, FURNISHINGS, VIEW AND SCALE ARE ILLUSTRATIVE ONLY. FINAL AREAS, ORIENTATION, DIMENSIONS, LAYOUT AND MATERIALS MAY DIFFER FROM THOSE STATED.



1 BEDROOM APARTMENT  
TYPE A - VARIANT 10 (with yard)

TOTAL SALEABLE AREA  
SUITE = 492.13 SQ.FT.  
YARD = 216.14 SQ.FT.  
TOTAL = 708.27 SQ.FT.

UNIT



List of unit numbers with this unit plan:

VIEWS

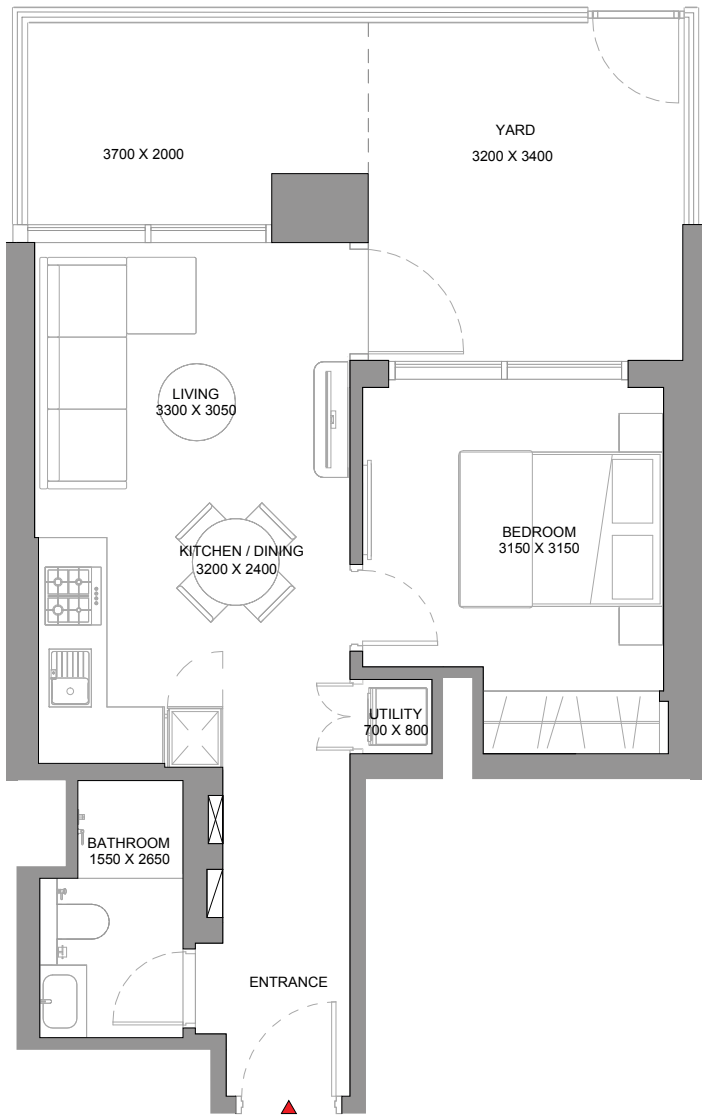
Community view, Amenity view  
C419

DISCLAIMER: PLOT PROFILE, GARBAGE ROOM & SWIMMING POOL PARAMETERS WILL VARY FROM PLOT TO PLOT. THE ABOVE AS SHOWN IN THE PLANS ARE INDICATIVE. PLANS, DETAILS AND UNIT ORIENTATION INCLUDED ARE INDICATIVE ONLY AND ARE SUBJECT TO CHANGE BY THE DEVELOPER/SELLER AT ITS SOLE DISCRETION WITHOUT NOTICE AND/OR LIABILITY. ALL IMAGES, INCLUDING FEATURES, FINISHES, FURNISHINGS, VIEW AND SCALE ARE ILLUSTRATIVE ONLY. FINAL AREAS, ORIENTATION, DIMENSIONS, LAYOUT AND MATERIALS MAY DIFFER FROM THOSE STATED.



1 BEDROOM APARTMENT  
TYPE A - VARIANT 9 (with yard)

TOTAL SALEABLE AREA  
SUITE = 492.13 SQ.FT.  
YARD = 216.14 SQ.FT.  
TOTAL = 708.27 SQ.FT.



List of unit numbers with this unit plan:

VIEWS

Community view, Amenity view  
C419

DISCLAIMER: PLOT PROFILE, GARBAGE ROOM & SWIMMING POOL PARAMETERS WILL VARY FROM PLOT TO PLOT. THE ABOVE AS SHOWN IN THE PLANS ARE INDICATIVE. PLANS, DETAILS AND UNIT ORIENTATION INCLUDED ARE INDICATIVE ONLY AND ARE SUBJECT TO CHANGE BY THE DEVELOPER/SELLER AT ITS SOLE DISCRETION WITHOUT NOTICE AND/OR LIABILITY. ALL IMAGES, INCLUDING FEATURES, FINISHES, FURNISHINGS, VIEW AND SCALE ARE ILLUSTRATIVE ONLY. FINAL AREAS, ORIENTATION, DIMENSIONS, LAYOUT AND MATERIALS MAY DIFFER FROM THOSE STATED.



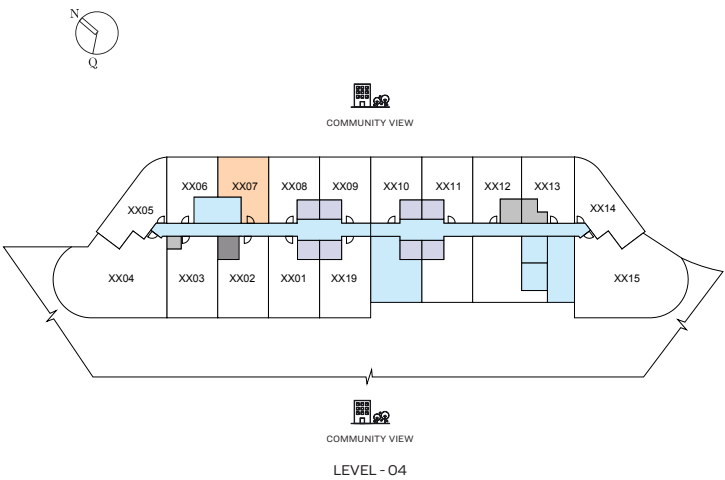
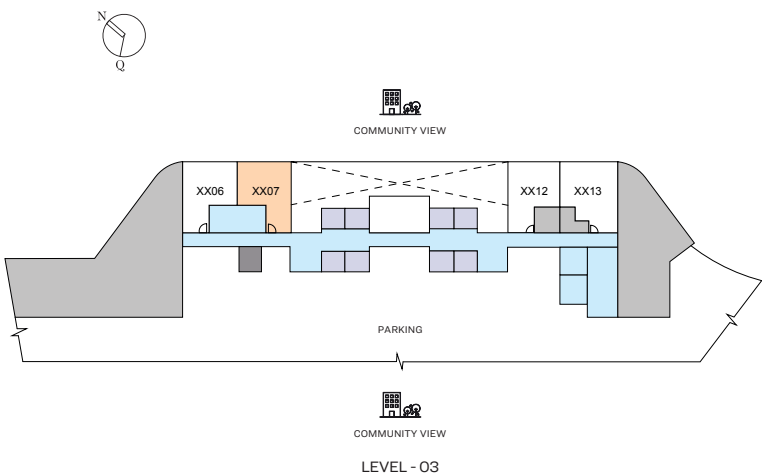
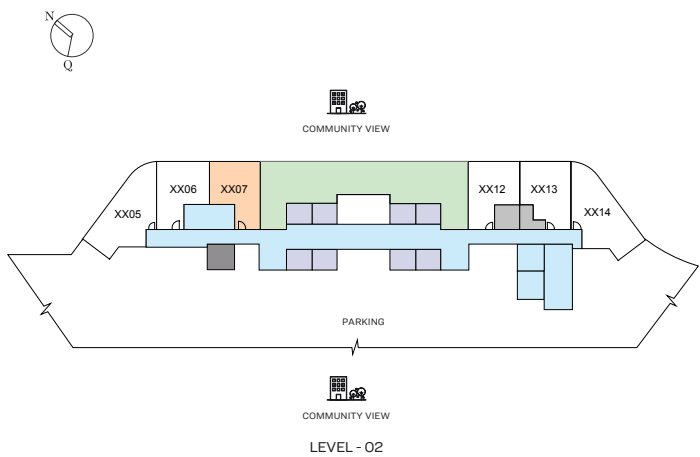
# 1 BEDROOM APARTMENT

TYPE B (with balcony)

## TOTAL SALEABLE AREA

SUITE RANGE = 486.64 SQ.FT. - 489.33 SQ.FT.  
BALCONY RANGE = 52.74 SQ.FT. - 54.36 SQ.FT.  
TOTAL RANGE = 540.88 SQ.FT. - 542.18 SQ.FT.

UNIT



List of unit numbers with this unit plan:

## VIEWS

**Community View**  
C207, C307, C407

**City View**  
C507, C607, C707, C807, C907, C1007

**City View, Villa Community**  
C1107, C1207, C1307, C1407, C1507, C1607, C1707, C1807, C1907, C2007, C2107, C2207, C2307, C2407, C2507, C2607, C2707, C2807, C2907, C3007, C3107

DISCLAIMER: PLOT PROFILE, GARBAGE ROOM & SWIMMING POOL PARAMETERS WILL VARY FROM PLOT TO PLOT. THE ABOVE AS SHOWN IN THE PLANS ARE INDICATIVE. PLANS, DETAILS AND UNIT ORIENTATION INCLUDED ARE INDICATIVE ONLY AND ARE SUBJECT TO CHANGE BY THE DEVELOPER/SELLER AT ITS SOLE DISCRETION WITHOUT NOTICE AND/OR LIABILITY. ALL IMAGES, INCLUDING FEATURES, FINISHES, FURNISHINGS, VIEW AND SCALE ARE ILLUSTRATIVE ONLY. FINAL AREAS, ORIENTATION, DIMENSIONS, LAYOUT AND MATERIALS MAY DIFFER FROM THOSE STATED.

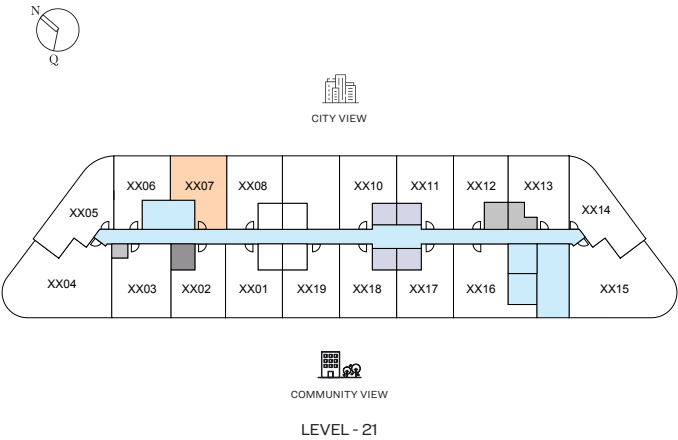
1 BEDROOM APARTMENT

TYPE B (with balcony)

TOTAL SALEABLE AREA

SUITE RANGE = 486.64 SQ.FT. - 489.33 SQ.FT.  
BALCONY RANGE = 52.74 SQ.FT. - 54.36 SQ.FT.  
TOTAL RANGE = 540.88 SQ.FT. - 542.18 SQ.FT.

UNIT



List of unit numbers with this unit plan:

VIEWS

Community View  
C207, C307, C407

City View  
C507, C607, C707, C807, C907, C1007

City View, Villa Community  
C1107, C1207, C1307, C1407, C1507, C1607, C1707, C1807, C1907, C2007, C2107, C2207, C2307, C2407, C2507, C2607, C2707, C2807, C2907, C3007, C3107

DISCLAIMER: PLOT PROFILE, GARBAGE ROOM & SWIMMING POOL PARAMETERS WILL VARY FROM PLOT TO PLOT. THE ABOVE AS SHOWN IN THE PLANS ARE INDICATIVE. PLANS, DETAILS AND UNIT ORIENTATION INCLUDED ARE INDICATIVE ONLY AND ARE SUBJECT TO CHANGE BY THE DEVELOPER/SELLER AT ITS SOLE DISCRETION WITHOUT NOTICE AND/OR LIABILITY. ALL IMAGES, INCLUDING FEATURES, FINISHES, FURNISHINGS, VIEW AND SCALE ARE ILLUSTRATIVE ONLY. FINAL AREAS, ORIENTATION, DIMENSIONS, LAYOUT AND MATERIALS MAY DIFFER FROM THOSE STATED.



1 BEDROOM APARTMENT  
TYPE B (with balcony)

**TOTAL SALEABLE AREA**  
SUITE RANGE = 486.64 SQ.FT. - 489.33 SQ.FT.  
BALCONY RANGE = 52.74 SQ.FT. - 54.36 SQ.FT.  
TOTAL RANGE = 540.88 SQ.FT. - 542.18 SQ.FT.

UNIT



List of unit numbers with this unit plan:

IEWS

Community View  
C207, C307, C407

City View  
C507, C607, C707, C807, C907, C1007

City View, Villa Community  
C1107, C1207, C1307, C1407, C1507, C1607, C1707, C1807, C1907, C2007, C2107, C2207, C2307, C2407, C2507, C2607, C2707, C2807, C2907, C3007, C3107

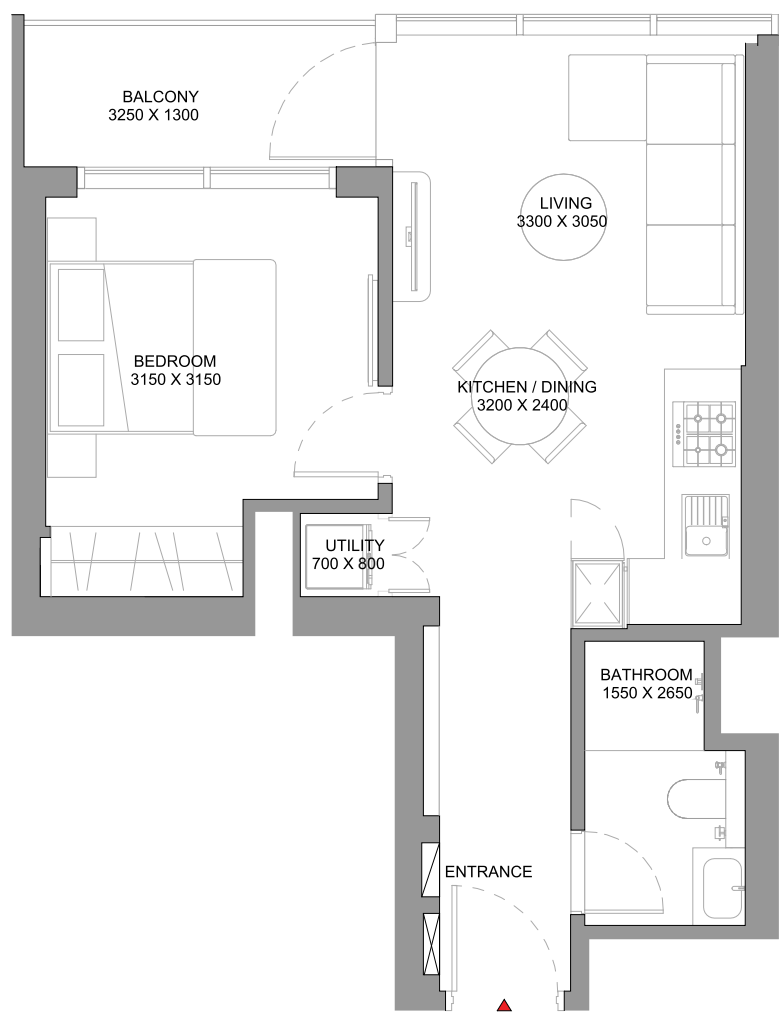
DISCLAIMER: PLOT PROFILE, GARBAGE ROOM & SWIMMING POOL PARAMETERS WILL VARY FROM PLOT TO PLOT. THE ABOVE AS SHOWN IN THE PLANS ARE INDICATIVE. PLANS, DETAILS AND UNIT ORIENTATION INCLUDED ARE INDICATIVE ONLY AND ARE SUBJECT TO CHANGE BY THE DEVELOPER/SELLER AT ITS SOLE DISCRETION WITHOUT NOTICE AND/OR LIABILITY. ALL IMAGES, INCLUDING FEATURES, FINISHES, FURNISHINGS, VIEW AND SCALE ARE ILLUSTRATIVE ONLY. FINAL AREAS, ORIENTATION, DIMENSIONS, LAYOUT AND MATERIALS MAY DIFFER FROM THOSE STATED.

1 BEDROOM APARTMENT

TYPE B (with balcony)

TOTAL SALEABLE AREA

SUITE RANGE = 486.64 SQ.FT. - 489.33 SQ.FT.  
BALCONY RANGE = 52.74 SQ.FT. - 54.36 SQ.FT.  
TOTAL RANGE = 540.88 SQ.FT. - 542.18 SQ.FT.



List of unit numbers with this unit plan:

VIEWS

Community View  
C207, C307, C407

City View  
C507, C607, C707, C807, C907, C1007

City View, Villa Community  
C1107, C1207, C1307, C1407, C1507, C1607, C1707, C1807, C1907, C2007, C2107, C2207, C2307, C2407, C2507, C2607, C2707, C2807, C2907, C3007, C3107



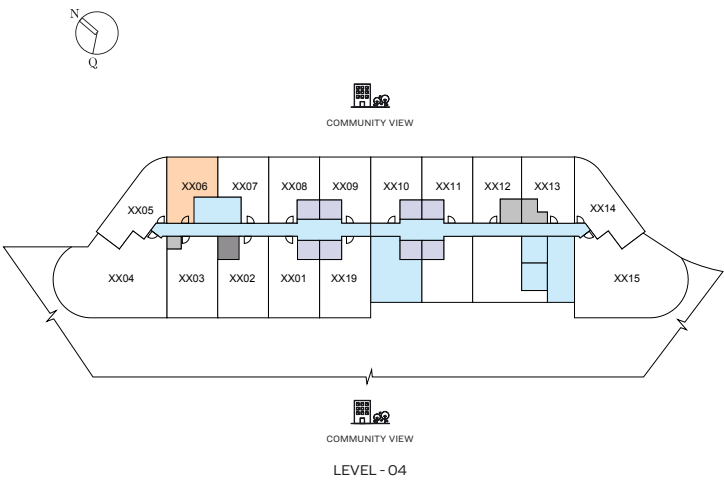
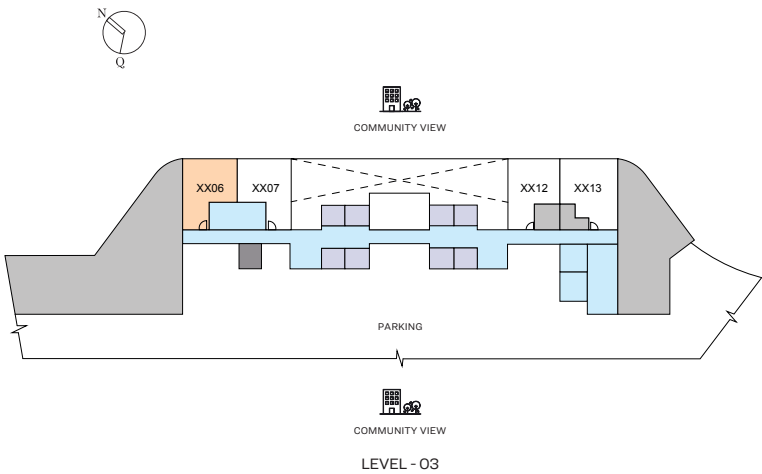
DISCLAIMER: PLOT PROFILE, GARBAGE ROOM & SWIMMING POOL PARAMETERS WILL VARY FROM PLOT TO PLOT. THE ABOVE AS SHOWN IN THE PLANS ARE INDICATIVE. PLANS, DETAILS AND UNIT ORIENTATION INCLUDED ARE INDICATIVE ONLY AND ARE SUBJECT TO CHANGE BY THE DEVELOPER/SELLER AT ITS SOLE DISCRETION WITHOUT NOTICE AND/OR LIABILITY. ALL IMAGES, INCLUDING FEATURES, FINISHES, FURNISHINGS, VIEW AND SCALE ARE ILLUSTRATIVE ONLY. FINAL AREAS, ORIENTATION, DIMENSIONS, LAYOUT AND MATERIALS MAY DIFFER FROM THOSE STATED.



1 BEDROOM APARTMENT  
TYPE B - VARIANT 1 (with balcony)

**TOTAL SALEABLE AREA**  
SUITE RANGE = 487.82 SQ.FT. - 492.88 SQ.FT.  
BALCONY RANGE = 52.74 SQ.FT. - 54.36 SQ.FT.  
TOTAL RANGE = 542.18 SQ.FT. - 546.27 SQ.FT.

UNIT



List of unit numbers with this unit plan:

VIEWS

**Community View**  
C206, C306, C406

**City View**  
C506, C606, C706, C806, C906, C1006

**City View, Villa Community**  
C1106, C1206, C1306, C1406, C1506, C1606, C1706, C1806, C1906, C2006, C2106, C2206, C2306, C2406, C2506, C2606, C2706, C2806, C2906, C3006, C3106

DISCLAIMER: PLOT PROFILE, GARBAGE ROOM & SWIMMING POOL PARAMETERS WILL VARY FROM PLOT TO PLOT. THE ABOVE AS SHOWN IN THE PLANS ARE INDICATIVE. PLANS, DETAILS AND UNIT ORIENTATION INCLUDED ARE INDICATIVE ONLY AND ARE SUBJECT TO CHANGE BY THE DEVELOPER/SELLER AT ITS SOLE DISCRETION WITHOUT NOTICE AND/OR LIABILITY. ALL IMAGES, INCLUDING FEATURES, FINISHES, FURNISHINGS, VIEW AND SCALE ARE ILLUSTRATIVE ONLY. FINAL AREAS, ORIENTATION, DIMENSIONS, LAYOUT AND MATERIALS MAY DIFFER FROM THOSE STATED.

1 BEDROOM APARTMENT  
TYPE B - VARIANT 1 (with balcony)

**TOTAL SALEABLE AREA**  
SUITE RANGE = 487.82 SQ.FT. - 492.88 SQ.FT.  
BALCONY RANGE = 52.74 SQ.FT. - 54.36 SQ.FT.  
TOTAL RANGE = 542.18 SQ.FT. - 546.27 SQ.FT.

UNIT



List of unit numbers with this unit plan:

VIEWS

Community View  
C206, C306, C406

City View  
C506, C606, C706, C806, C906, C1006

City View, Villa Community  
C1106, C1206, C1306, C1406, C1506, C1606, C1706, C1806, C1906, C2006, C2106, C2206, C2306, C2406, C2506, C2606, C2706, C2806, C2906, C3006, C3106

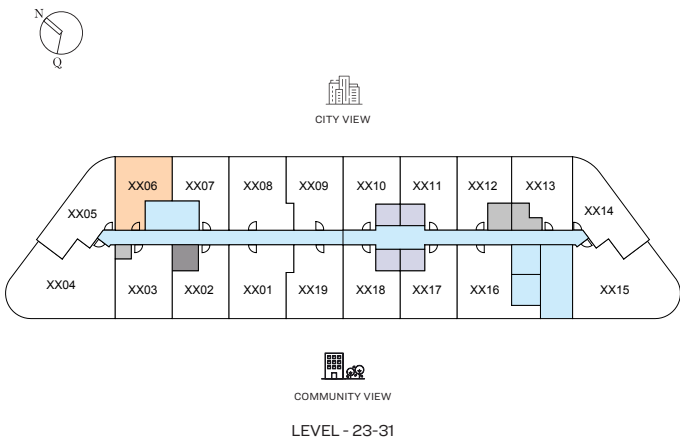
DISCLAIMER: PLOT PROFILE, GARBAGE ROOM & SWIMMING POOL PARAMETERS WILL VARY FROM PLOT TO PLOT. THE ABOVE AS SHOWN IN THE PLANS ARE INDICATIVE. PLANS, DETAILS AND UNIT ORIENTATION INCLUDED ARE INDICATIVE ONLY AND ARE SUBJECT TO CHANGE BY THE DEVELOPER/SELLER AT ITS SOLE DISCRETION WITHOUT NOTICE AND/OR LIABILITY. ALL IMAGES, INCLUDING FEATURES, FINISHES, FURNISHINGS, VIEW AND SCALE ARE ILLUSTRATIVE ONLY. FINAL AREAS, ORIENTATION, DIMENSIONS, LAYOUT AND MATERIALS MAY DIFFER FROM THOSE STATED.



1 BEDROOM APARTMENT  
TYPE B - VARIANT 1 (with balcony)

TOTAL SALEABLE AREA  
SUITE RANGE = 487.82 SQ.FT. - 492.88 SQ.FT.  
BALCONY RANGE = 52.74 SQ.FT. - 54.36 SQ.FT.  
TOTAL RANGE = 542.18 SQ.FT. - 546.27 SQ.FT.

UNIT



List of unit numbers with this unit plan:

VIEWS

Community View  
C206, C306, C406

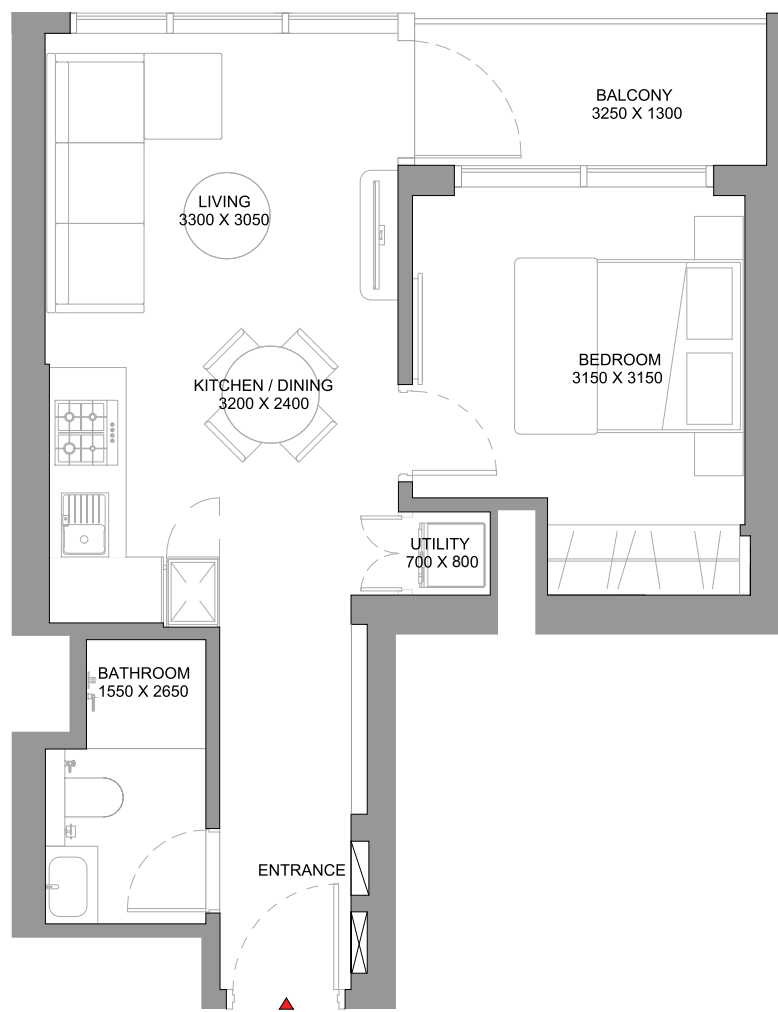
City View  
C506, C606, C706, C806, C906, C1006

City View, Villa Community  
C1106, C1206, C1306, C1406, C1506, C1606, C1706, C1806, C1906, C2006, C2106, C2206, C2306, C2406, C2506, C2606, C2706, C2806, C2906, C3006, C3106

DISCLAIMER: PLOT PROFILE, GARBAGE ROOM & SWIMMING POOL PARAMETERS WILL VARY FROM PLOT TO PLOT. THE ABOVE AS SHOWN IN THE PLANS ARE INDICATIVE. PLANS, DETAILS AND UNIT ORIENTATION INCLUDED ARE INDICATIVE ONLY AND ARE SUBJECT TO CHANGE BY THE DEVELOPER/SELLER AT ITS SOLE DISCRETION WITHOUT NOTICE AND/OR LIABILITY. ALL IMAGES, INCLUDING FEATURES, FINISHES, FURNISHINGS, VIEW AND SCALE ARE ILLUSTRATIVE ONLY. FINAL AREAS, ORIENTATION, DIMENSIONS, LAYOUT AND MATERIALS MAY DIFFER FROM THOSE STATED.

1 BEDROOM APARTMENT  
TYPE B - VARIANT 1 (with balcony)

**TOTAL SALEABLE AREA**  
SUITE RANGE = 487.82 SQ.FT. - 492.88 SQ.FT.  
BALCONY RANGE = 52.74 SQ.FT. - 54.36 SQ.FT.  
TOTAL RANGE = 542.18 SQ.FT. - 546.27 SQ.FT.



List of unit numbers with this unit plan:

**VIEWS**

**Community View**  
C206, C306, C406

**City View**  
C506, C606, C706, C806, C906, C1006

**City View, Villa Community**  
C1106, C1206, C1306, C1406, C1506, C1606, C1706, C1806, C1906, C2006, C2106, C2206, C2306, C2406, C2506, C2606, C2706, C2806, C2906, C3006, C3106



DISCLAIMER: PLOT PROFILE, GARBAGE ROOM & SWIMMING POOL PARAMETERS WILL VARY FROM PLOT TO PLOT. THE ABOVE AS SHOWN IN THE PLANS ARE INDICATIVE. PLANS, DETAILS AND UNIT ORIENTATION INCLUDED ARE INDICATIVE ONLY AND ARE SUBJECT TO CHANGE BY THE DEVELOPER/SELLER AT ITS SOLE DISCRETION WITHOUT NOTICE AND/OR LIABILITY. ALL IMAGES, INCLUDING FEATURES, FINISHES, FURNISHINGS, VIEW AND SCALE ARE ILLUSTRATIVE ONLY. FINAL AREAS, ORIENTATION, DIMENSIONS, LAYOUT AND MATERIALS MAY DIFFER FROM THOSE STATED.



# 1 BEDROOM APARTMENT

TYPE C (with store room + balcony)

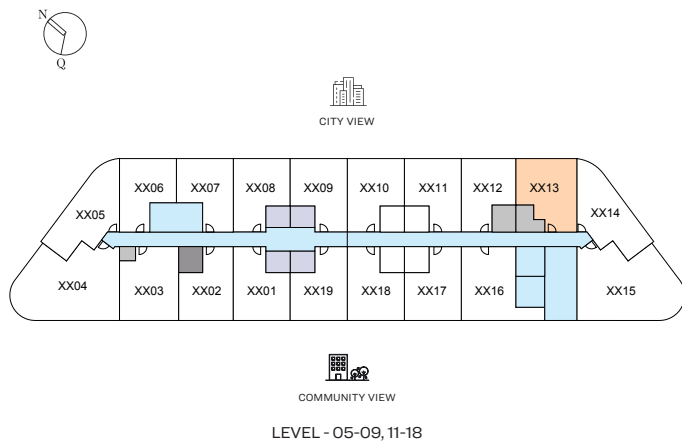
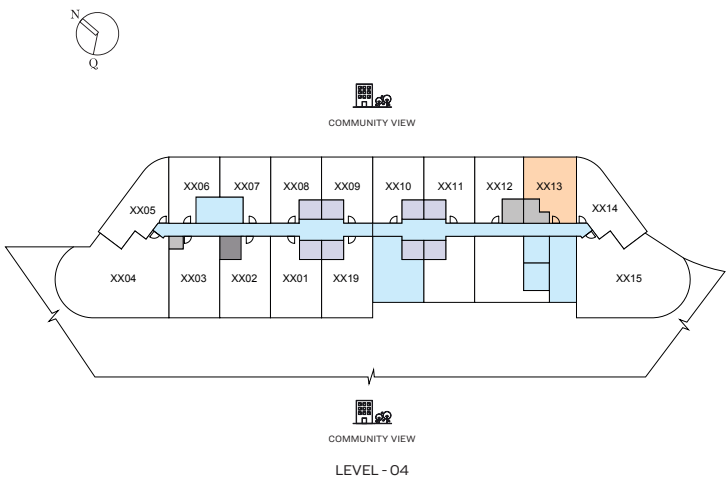
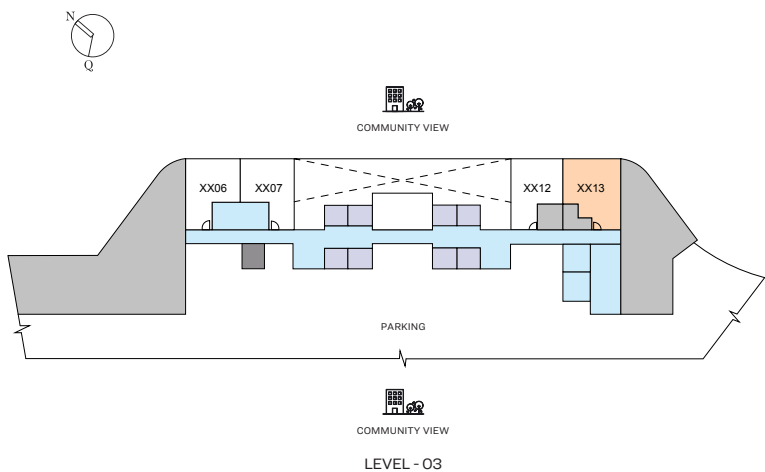
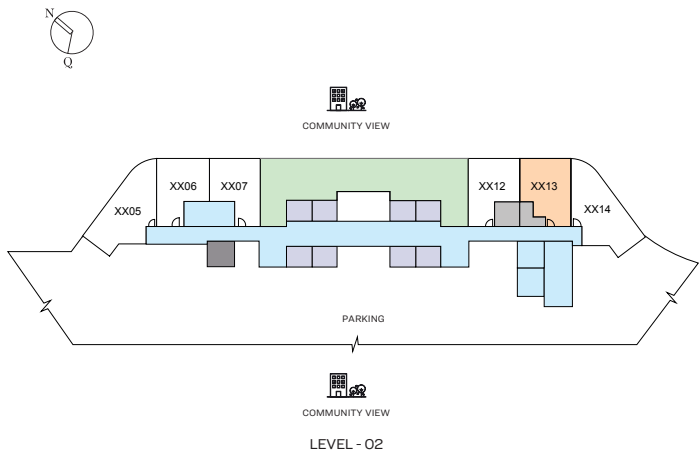
## TOTAL SALEABLE AREA

SUITE RANGE = 522.80 SQ.FT. - 527.97 SQ.FT.

BALCONY RANGE = 52.74 SQ.FT. - 54.36 SQ.FT.

TOTAL RANGE = 577.16 SQ.FT. - 580.71 SQ.FT.

UNIT



List of unit numbers with this unit plan:

## VIEWS

Community View  
C213, C313, C413

City View  
C513, C613, C713, C813, C913

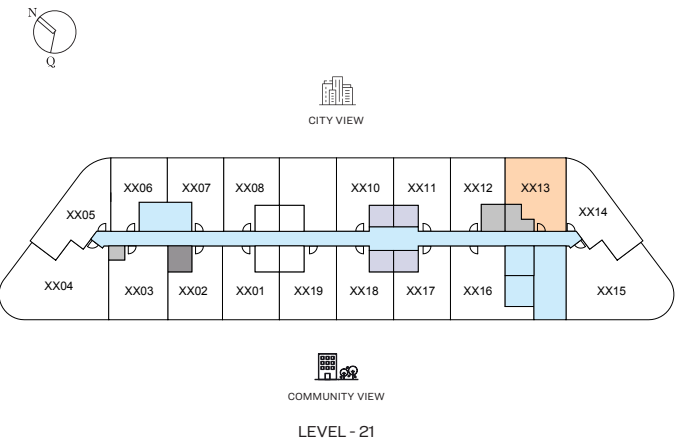
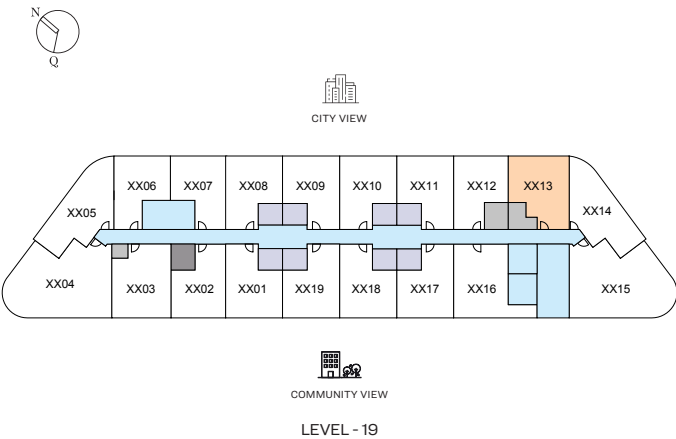
City View, Villa Community  
C1113, C1213, C1313, C1413, C1513, C1613, C1713, C1813, C1913, C2113, C2213, C2313, C2413, C2513, C2613, C2713, C2813, C2913, C3113

DISCLAIMER: PLOT PROFILE, GARBAGE ROOM & SWIMMING POOL PARAMETERS WILL VARY FROM PLOT TO PLOT. THE ABOVE AS SHOWN IN THE PLANS ARE INDICATIVE. PLANS, DETAILS AND UNIT ORIENTATION INCLUDED ARE INDICATIVE ONLY AND ARE SUBJECT TO CHANGE BY THE DEVELOPER/SELLER AT ITS SOLE DISCRETION WITHOUT NOTICE AND/OR LIABILITY. ALL IMAGES, INCLUDING FEATURES, FINISHES, FURNISHINGS, VIEW AND SCALE ARE ILLUSTRATIVE ONLY. FINAL AREAS, ORIENTATION, DIMENSIONS, LAYOUT AND MATERIALS MAY DIFFER FROM THOSE STATED.

1 BEDROOM APARTMENT  
TYPE C (with store room + balcony)

**TOTAL SALEABLE AREA**  
SUITE RANGE = 522.80 SQ.FT. - 527.97 SQ.FT.  
BALCONY RANGE = 52.74 SQ.FT. - 54.36 SQ.FT.  
TOTAL RANGE = 577.16 SQ.FT. - 580.71 SQ.FT.

UNIT



List of unit numbers with this unit plan:

IEWS

Community View  
C213, C313, C413

City View  
C513, C613, C713, C813, C913

City View, Villa Community  
C1113, C1213, C1313, C1413, C1513, C1613, C1713, C1813, C1913, C2113, C2213, C2313, C2413, C2513, C2613, C2713, C2813, C2913, C3113

DISCLAIMER: PLOT PROFILE, GARBAGE ROOM & SWIMMING POOL PARAMETERS WILL VARY FROM PLOT TO PLOT. THE ABOVE AS SHOWN IN THE PLANS ARE INDICATIVE. PLANS, DETAILS AND UNIT ORIENTATION INCLUDED ARE INDICATIVE ONLY AND ARE SUBJECT TO CHANGE BY THE DEVELOPER/SELLER AT ITS SOLE DISCRETION WITHOUT NOTICE AND/OR LIABILITY. ALL IMAGES, INCLUDING FEATURES, FINISHES, FURNISHINGS, VIEW AND SCALE ARE ILLUSTRATIVE ONLY. FINAL AREAS, ORIENTATION, DIMENSIONS, LAYOUT AND MATERIALS MAY DIFFER FROM THOSE STATED.



1 BEDROOM APARTMENT

TYPE C (with store room + balcony)

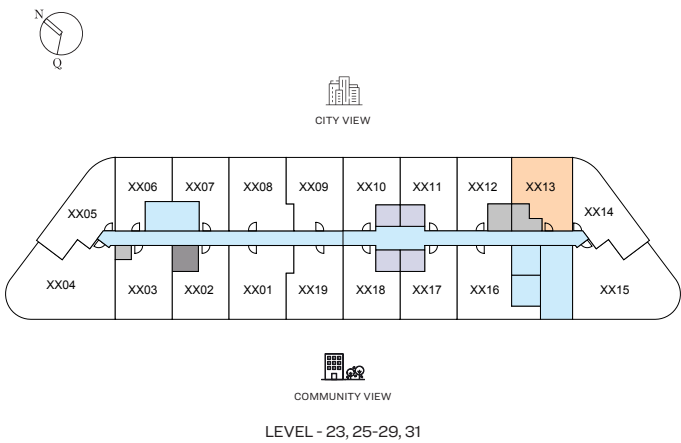
TOTAL SALEABLE AREA

SUITE RANGE = 522.80 SQ.FT. - 527.97 SQ.FT.

BALCONY RANGE = 52.74 SQ.FT. - 54.36 SQ.FT.

TOTAL RANGE = 577.16 SQ.FT. - 580.71 SQ.FT.

UNIT



List of unit numbers with this unit plan:

VIEWS

Community View  
C213, C313, C413

City View  
C513, C613, C713, C813, C913

City View, Villa Community  
C1113, C1213, C1313, C1413, C1513, C1613, C1713, C1813, C1913, C2113, C2213, C2313, C2413, C2513, C2613, C2713, C2813, C2913, C3113

DISCLAIMER: PLOT PROFILE, GARBAGE ROOM & SWIMMING POOL PARAMETERS WILL VARY FROM PLOT TO PLOT. THE ABOVE AS SHOWN IN THE PLANS ARE INDICATIVE. PLANS, DETAILS AND UNIT ORIENTATION INCLUDED ARE INDICATIVE ONLY AND ARE SUBJECT TO CHANGE BY THE DEVELOPER/SELLER AT ITS SOLE DISCRETION WITHOUT NOTICE AND/OR LIABILITY. ALL IMAGES, INCLUDING FEATURES, FINISHES, FURNISHINGS, VIEW AND SCALE ARE ILLUSTRATIVE ONLY. FINAL AREAS, ORIENTATION, DIMENSIONS, LAYOUT AND MATERIALS MAY DIFFER FROM THOSE STATED.

1 BEDROOM APARTMENT

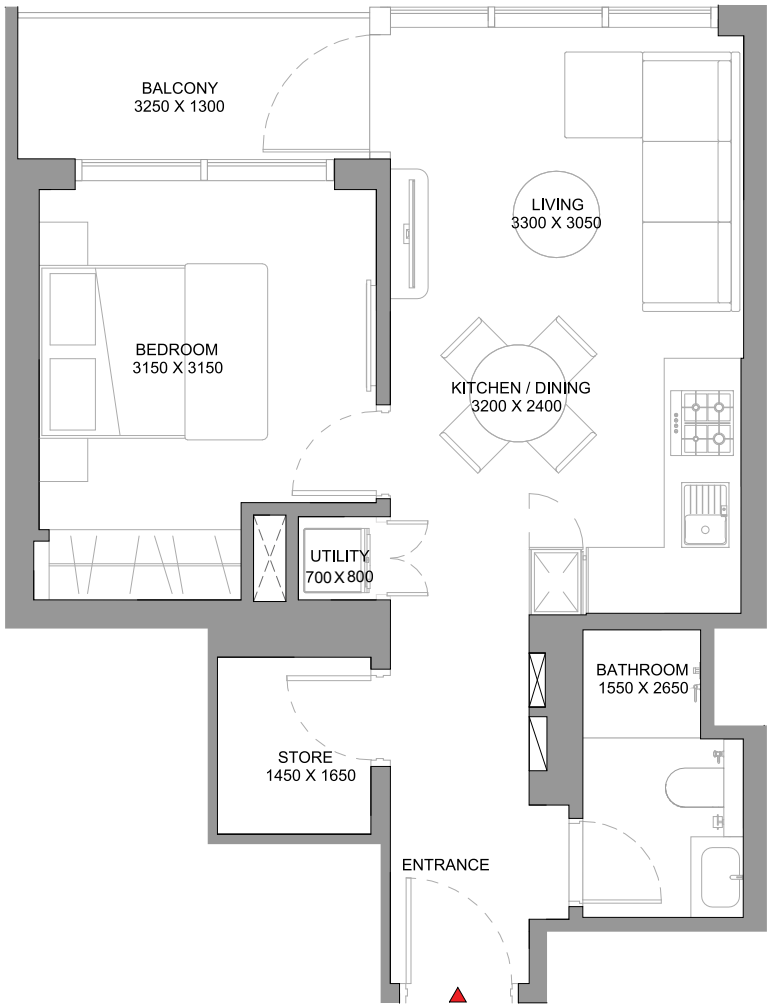
TYPE C (with store room + balcony)

TOTAL SALEABLE AREA

SUITE RANGE = 522.80 SQ.FT. - 527.97 SQ.FT.

BALCONY RANGE = 52.74 SQ.FT. - 54.36 SQ.FT.

TOTAL RANGE = 577.16 SQ.FT. - 580.71 SQ.FT.



List of unit numbers with this unit plan:

VIEWS

Community View  
C213, C313, C413

City View  
C513, C613, C713, C813, C913

City View, Villa Community  
C1113, C1213, C1313, C1413, C1513, C1613, C1713, C1813, C1913, C2113, C2213, C2313, C2413, C2513, C2613, C2713, C2813, C2913, C3113



DISCLAIMER: PLOT PROFILE, GARBAGE ROOM & SWIMMING POOL PARAMETERS WILL VARY FROM PLOT TO PLOT. THE ABOVE AS SHOWN IN THE PLANS ARE INDICATIVE. PLANS, DETAILS AND UNIT ORIENTATION INCLUDED ARE INDICATIVE ONLY AND ARE SUBJECT TO CHANGE BY THE DEVELOPER/SELLER AT ITS SOLE DISCRETION WITHOUT NOTICE AND/OR LIABILITY. ALL IMAGES, INCLUDING FEATURES, FINISHES, FURNISHINGS, VIEW AND SCALE ARE ILLUSTRATIVE ONLY. FINAL AREAS, ORIENTATION, DIMENSIONS, LAYOUT AND MATERIALS MAY DIFFER FROM THOSE STATED.



1 BEDROOM APARTMENT  
TYPE C - VARIANT 1 (with balcony)

TOTAL SALEABLE AREA  
SUITE = 488.47 SQ.FT.  
BALCONY = 54.36 SQ.FT.  
TOTAL = 542.83 SQ.FT.

UNIT



List of unit numbers with this unit plan:

VIEWS

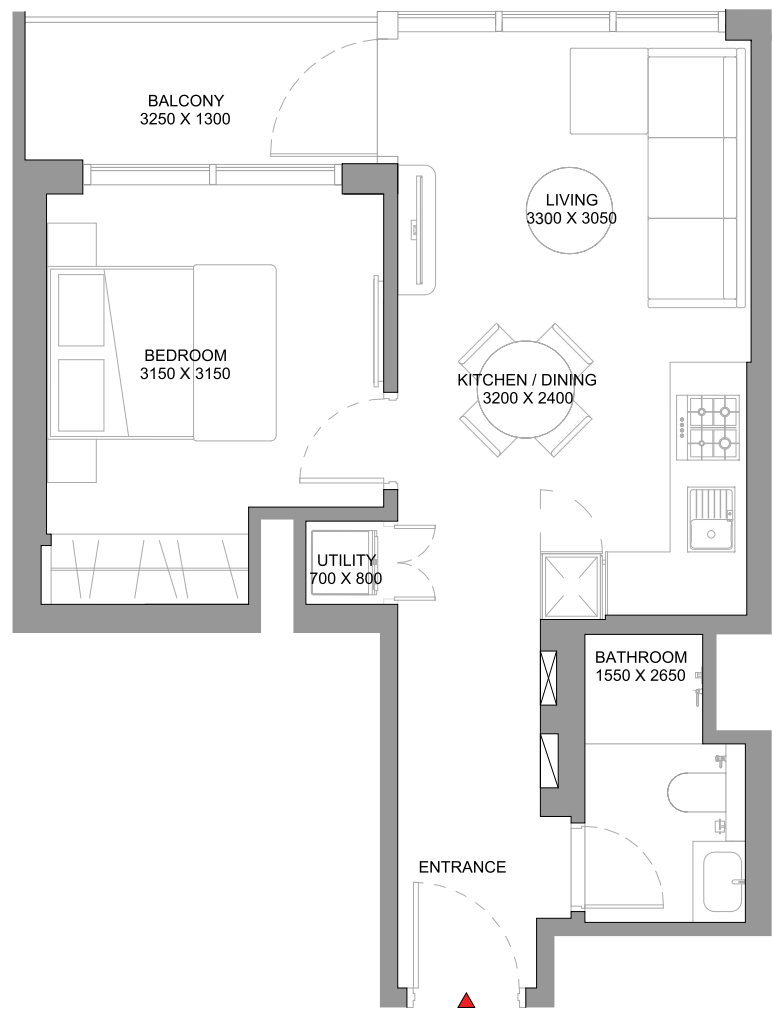
City View  
C1013

City View, Villa Community  
C2013, C3013

DISCLAIMER: PLOT PROFILE, GARBAGE ROOM & SWIMMING POOL PARAMETERS WILL VARY FROM PLOT TO PLOT. THE ABOVE AS SHOWN IN THE PLANS ARE INDICATIVE. PLANS, DETAILS AND UNIT ORIENTATION INCLUDED ARE INDICATIVE ONLY AND ARE SUBJECT TO CHANGE BY THE DEVELOPER/SELLER AT ITS SOLE DISCRETION WITHOUT NOTICE AND/OR LIABILITY. ALL IMAGES, INCLUDING FEATURES, FINISHES, FURNISHINGS, VIEW AND SCALE ARE ILLUSTRATIVE ONLY. FINAL AREAS, ORIENTATION, DIMENSIONS, LAYOUT AND MATERIALS MAY DIFFER FROM THOSE STATED.

1 BEDROOM APARTMENT  
TYPE C - VARIANT 1 (with balcony)

TOTAL SALEABLE AREA  
SUITE = 488.47 SQ.FT.  
BALCONY = 54.36 SQ.FT.  
TOTAL = 542.83 SQ.FT.



List of unit numbers with this unit plan:

VIEWS

City View  
C1013

City View, Villa Community  
C2013, C3013



DISCLAIMER: PLOT PROFILE, GARBAGE ROOM & SWIMMING POOL PARAMETERS WILL VARY FROM PLOT TO PLOT. THE ABOVE AS SHOWN IN THE PLANS ARE INDICATIVE. PLANS, DETAILS AND UNIT ORIENTATION INCLUDED ARE INDICATIVE ONLY AND ARE SUBJECT TO CHANGE BY THE DEVELOPER/SELLER AT ITS SOLE DISCRETION WITHOUT NOTICE AND/OR LIABILITY. ALL IMAGES, INCLUDING FEATURES, FINISHES, FURNISHINGS, VIEW AND SCALE ARE ILLUSTRATIVE ONLY. FINAL AREAS, ORIENTATION, DIMENSIONS, LAYOUT AND MATERIALS MAY DIFFER FROM THOSE STATED.



# 1.5 BEDROOM APARTMENT

TYPE A (with study room + balcony)

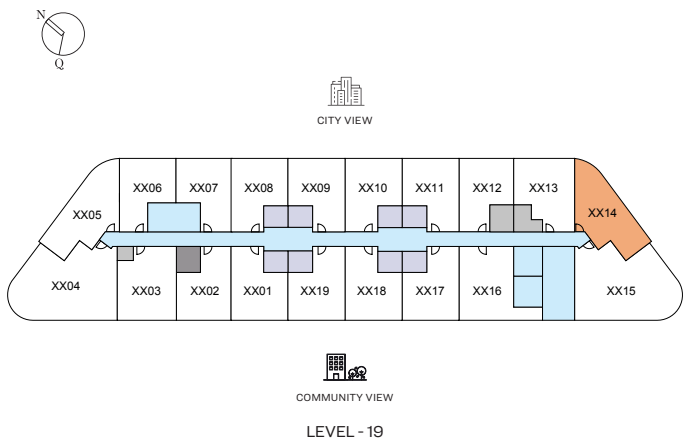
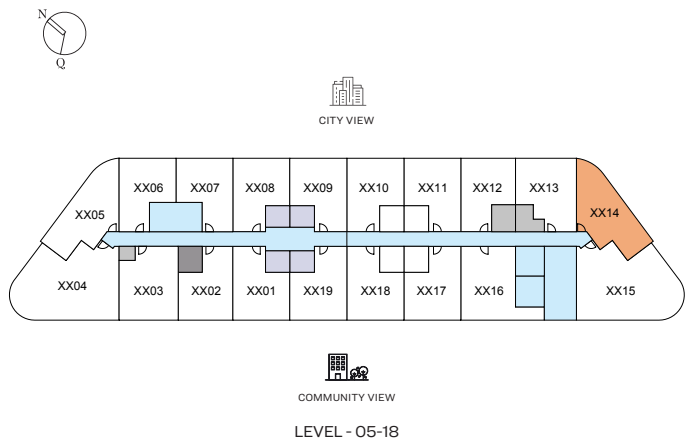
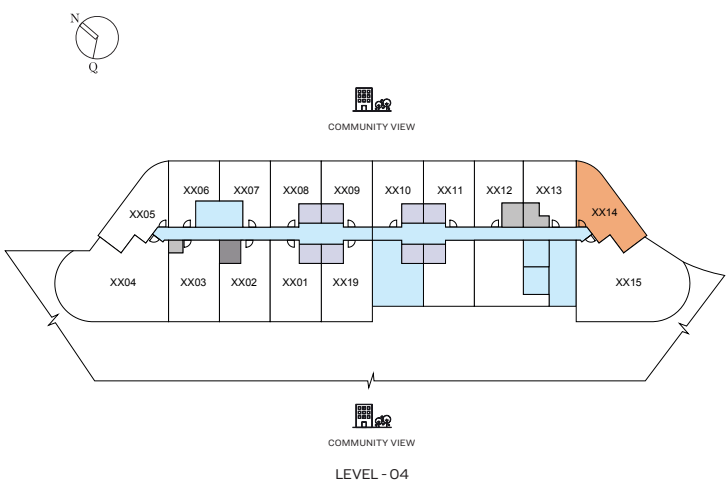
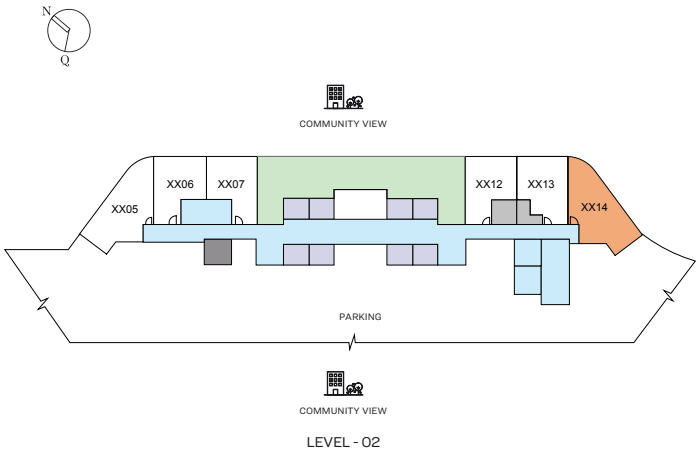
## TOTAL SALEABLE AREA

SUITE RANGE = 610.21 SQ.FT. - 619.68 SQ.FT.

BALCONY = 64.37 SQ.FT.

TOTAL RANGE = 674.58 SQ.FT. - 684.05 SQ.FT.

UNIT



List of unit numbers with this unit plan:

## VIEWS

Community View  
C214, C414

City View  
C514, C614, C714, C814, C914, C1014

City View, Villa Community  
C1114, C1214, C1314, C1414, C1514, C1614, C1714, C1814, C1914, C2014, C2114, C2214, C2314, C2414, C2514, C2614, C2714, C2814, C2914, C3014, C3114

DISCLAIMER: PLOT PROFILE, GARBAGE ROOM & SWIMMING POOL PARAMETERS WILL VARY FROM PLOT TO PLOT. THE ABOVE AS SHOWN IN THE PLANS ARE INDICATIVE. PLANS, DETAILS AND UNIT ORIENTATION INCLUDED ARE INDICATIVE ONLY AND ARE SUBJECT TO CHANGE BY THE DEVELOPER/SELLER AT ITS SOLE DISCRETION WITHOUT NOTICE AND/OR LIABILITY. ALL IMAGES, INCLUDING FEATURES, FINISHES, FURNISHINGS, VIEW AND SCALE ARE ILLUSTRATIVE ONLY. FINAL AREAS, ORIENTATION, DIMENSIONS, LAYOUT AND MATERIALS MAY DIFFER FROM THOSE STATED.

1.5 BEDROOM APARTMENT

TYPE A (with study room + balcony)

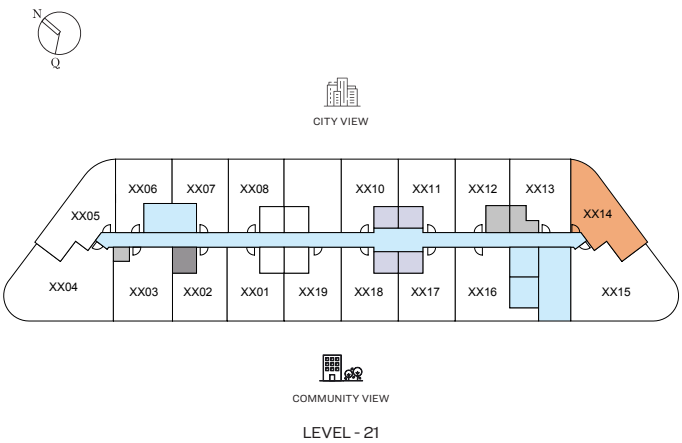
TOTAL SALEABLE AREA

SUITE RANGE = 610.21 SQ.FT. - 619.68 SQ.FT.

BALCONY = 64.37 SQ.FT.

TOTAL RANGE = 674.58 SQ.FT. - 684.05 SQ.FT.

UNIT



List of unit numbers with this unit plan:

VIEWS

Community View  
C214, C414

City View  
C514, C614, C714, C814, C914, C1014

City View, Villa Community  
C1114, C1214, C1314, C1414, C1514, C1614, C1714, C1814, C1914, C2014, C2114, C2214, C2314, C2414, C2514, C2614, C2714, C2814, C2914, C3014, C3114

DISCLAIMER: PLOT PROFILE, GARBAGE ROOM & SWIMMING POOL PARAMETERS WILL VARY FROM PLOT TO PLOT. THE ABOVE AS SHOWN IN THE PLANS ARE INDICATIVE. PLANS, DETAILS AND UNIT ORIENTATION INCLUDED ARE INDICATIVE ONLY AND ARE SUBJECT TO CHANGE BY THE DEVELOPER/SELLER AT ITS SOLE DISCRETION WITHOUT NOTICE AND/OR LIABILITY. ALL IMAGES, INCLUDING FEATURES, FINISHES, FURNISHINGS, VIEW AND SCALE ARE ILLUSTRATIVE ONLY. FINAL AREAS, ORIENTATION, DIMENSIONS, LAYOUT AND MATERIALS MAY DIFFER FROM THOSE STATED.



1.5 BEDROOM APARTMENT

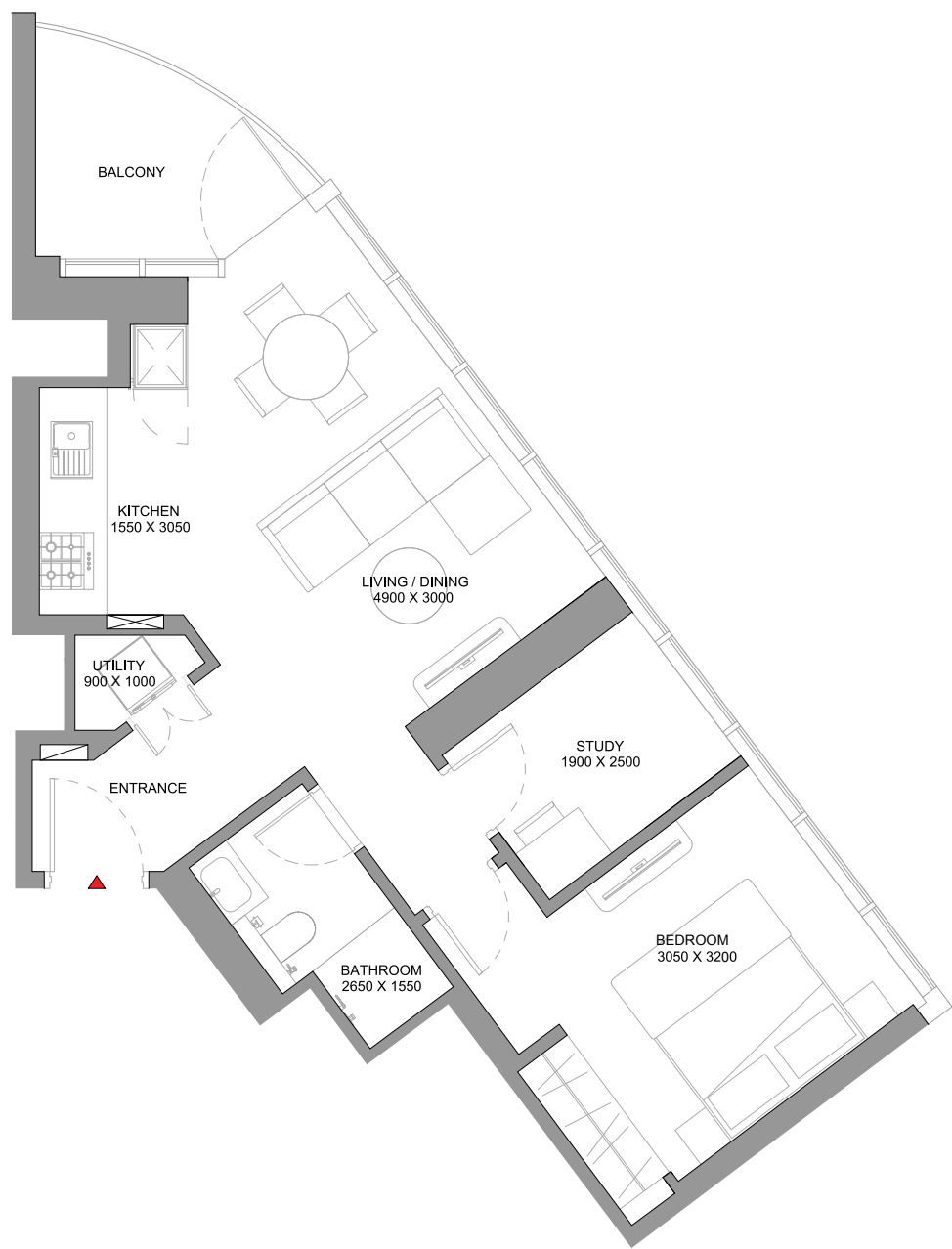
TYPE A (with study room + balcony)

TOTAL SALEABLE AREA

SUITE RANGE = 610.21 SQ.FT. - 619.68 SQ.FT.

BALCONY = 64.37 SQ.FT.

TOTAL RANGE = 674.58 SQ.FT. - 684.05 SQ.FT.



List of unit numbers with this unit plan:

VIEWS

Community View  
C214, C414

City View  
C514, C614, C714, C814, C914, C1014

City View, Villa Community  
C1114, C1214, C1314, C1414, C1514, C1614, C1714, C1814, C1914, C2014, C2114, C2214, C2314, C2414, C2514, C2614, C2714, C2814, C2914, C3014, C3114

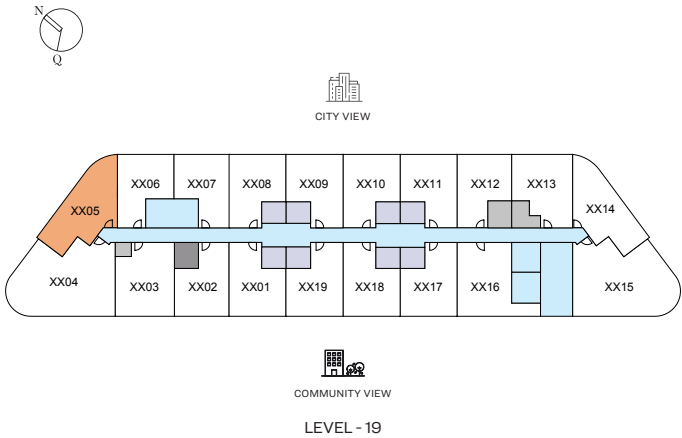
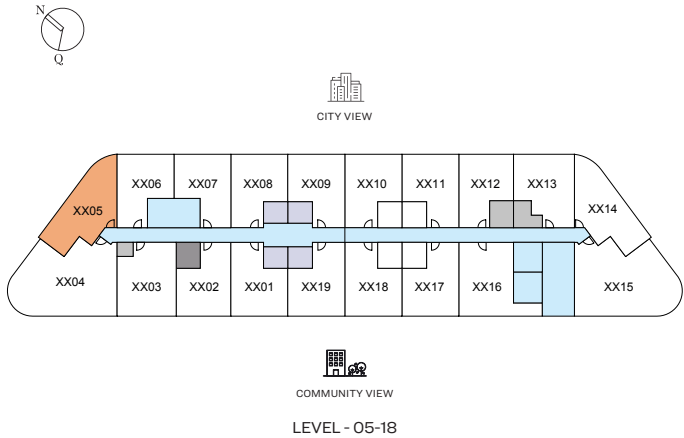
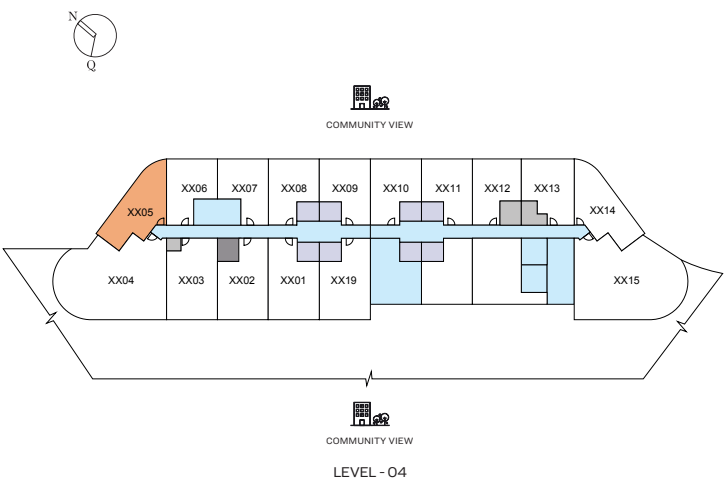


DISCLAIMER: PLOT PROFILE, GARBAGE ROOM & SWIMMING POOL PARAMETERS WILL VARY FROM PLOT TO PLOT. THE ABOVE AS SHOWN IN THE PLANS ARE INDICATIVE. PLANS, DETAILS AND UNIT ORIENTATION INCLUDED ARE INDICATIVE ONLY AND ARE SUBJECT TO CHANGE BY THE DEVELOPER/SELLER AT ITS SOLE DISCRETION WITHOUT NOTICE AND/OR LIABILITY. ALL IMAGES, INCLUDING FEATURES, FINISHES, FURNISHINGS, VIEW AND SCALE ARE ILLUSTRATIVE ONLY. FINAL AREAS, ORIENTATION, DIMENSIONS, LAYOUT AND MATERIALS MAY DIFFER FROM THOSE STATED.

1.5 BEDROOM APARTMENT  
TYPE A - VARIANT 1 (with study room + balcony)

**TOTAL SALEABLE AREA**  
SUITE RANGE = 608.91 - 616.77 SQ.FT.  
BALCONY = 64.58 SQ.FT.  
TOTAL RANGE = 673.49 - 681.35 SQ.FT.

UNIT



List of unit numbers with this unit plan:

**VIEWS**

**Community View**  
C205, C405

**City View**  
C505, C605, C705, C805, C905, C1005

**City View, Villa Community**  
C1105, C1205, C1305, C1405, C1505, C1605, C1705, C1805, C1905, C2005, C2105, C2205, C2305, C2405, C2505, C2605, C2705, C2805, C2905, C3005, C3105

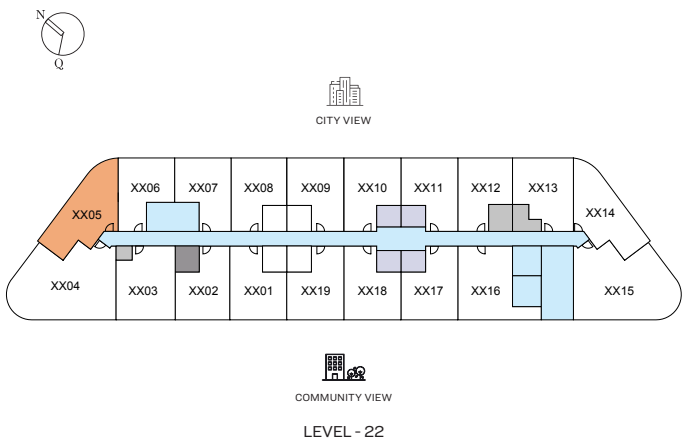
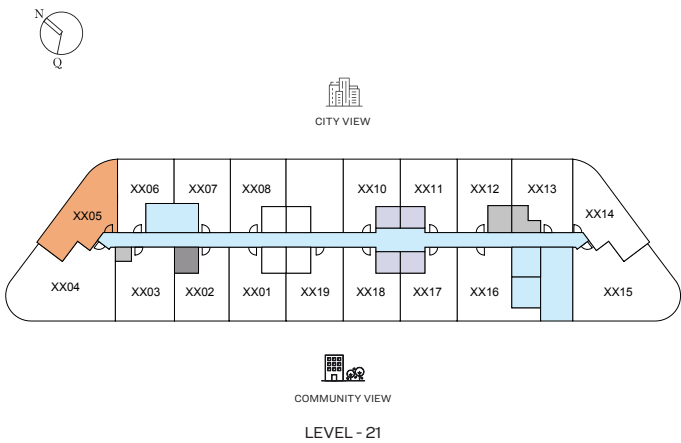
DISCLAIMER: PLOT PROFILE, GARBAGE ROOM & SWIMMING POOL PARAMETERS WILL VARY FROM PLOT TO PLOT. THE ABOVE AS SHOWN IN THE PLANS ARE INDICATIVE. PLANS, DETAILS AND UNIT ORIENTATION INCLUDED ARE INDICATIVE ONLY AND ARE SUBJECT TO CHANGE BY THE DEVELOPER/SELLER AT ITS SOLE DISCRETION WITHOUT NOTICE AND/OR LIABILITY. ALL IMAGES, INCLUDING FEATURES, FINISHES, FURNISHINGS, VIEW AND SCALE ARE ILLUSTRATIVE ONLY. FINAL AREAS, ORIENTATION, DIMENSIONS, LAYOUT AND MATERIALS MAY DIFFER FROM THOSE STATED.



1.5 BEDROOM APARTMENT  
TYPE A - VARIANT 1 (with study room + balcony)

**TOTAL SALEABLE AREA**  
SUITE RANGE = 608.91 - 616.77 SQ.FT.  
BALCONY = 64.58 SQ.FT.  
TOTAL RANGE = 673.49 - 681.35 SQ.FT.

UNIT



List of unit numbers with this unit plan:

VIEWS

Community View  
C205, C405

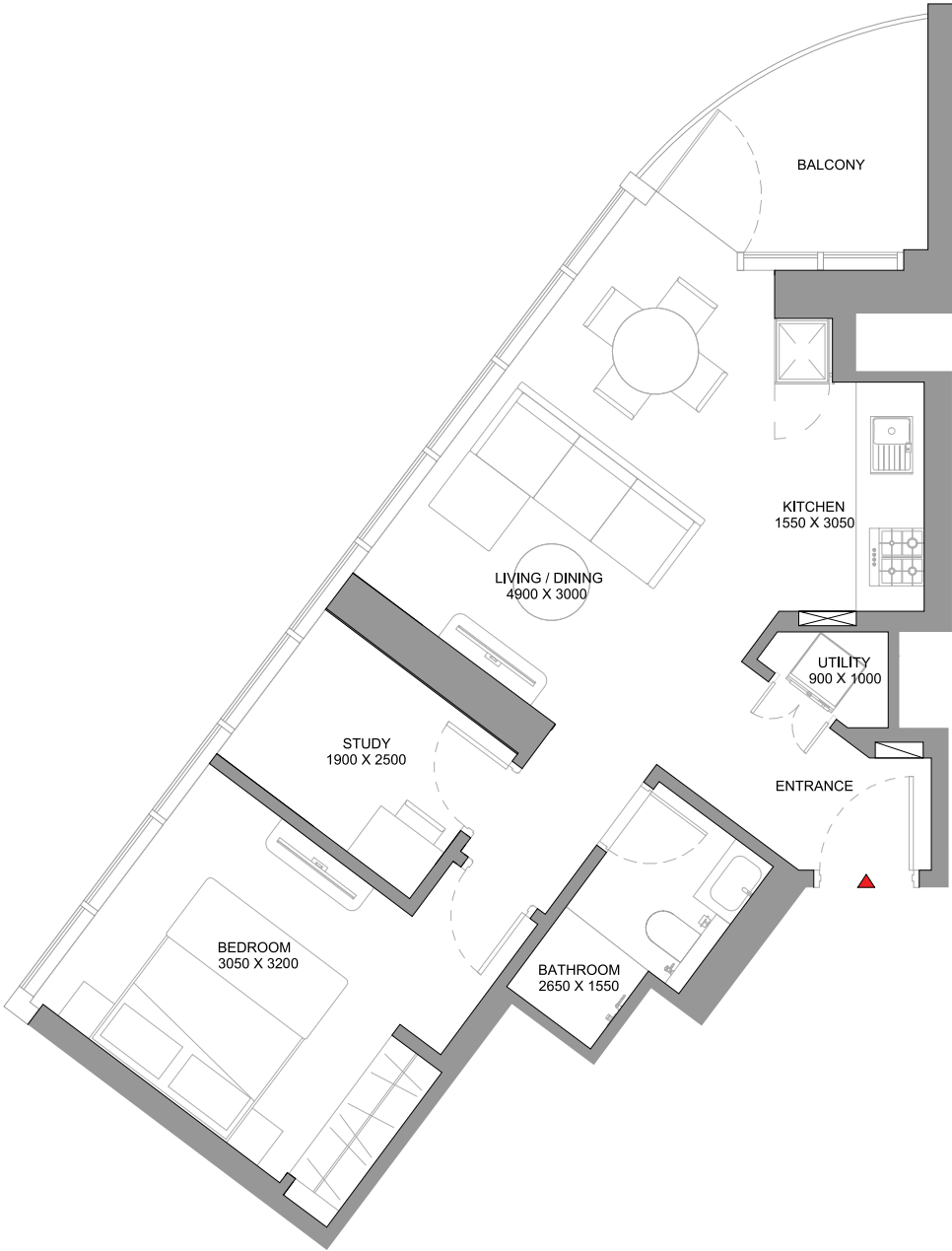
City View  
C505, C605, C705, C805, C905, C1005

City View, Villa Community  
C1105, C1205, C1305, C1405, C1505, C1605, C1705, C1805, C1905, C2005, C2105, C2205, C2305, C2405, C2505, C2605, C2705, C2805, C2905, C3005, C3105

DISCLAIMER: PLOT PROFILE, GARBAGE ROOM & SWIMMING POOL PARAMETERS WILL VARY FROM PLOT TO PLOT. THE ABOVE AS SHOWN IN THE PLANS ARE INDICATIVE. PLANS, DETAILS AND UNIT ORIENTATION INCLUDED ARE INDICATIVE ONLY AND ARE SUBJECT TO CHANGE BY THE DEVELOPER/SELLER AT ITS SOLE DISCRETION WITHOUT NOTICE AND/OR LIABILITY. ALL IMAGES, INCLUDING FEATURES, FINISHES, FURNISHINGS, VIEW AND SCALE ARE ILLUSTRATIVE ONLY. FINAL AREAS, ORIENTATION, DIMENSIONS, LAYOUT AND MATERIALS MAY DIFFER FROM THOSE STATED.

1.5 BEDROOM APARTMENT  
TYPE A - VARIANT 1 (with study room + balcony)

TOTAL SALEABLE AREA  
SUITE RANGE = 608.91 - 616.77 SQ.FT.  
BALCONY = 64.58 SQ.FT.  
TOTAL RANGE = 673.49 - 681.35 SQ.FT.



List of unit numbers with this unit plan:

VIEWS

Community View  
C205, C405

City View  
C505, C605, C705, C805, C905, C1005

City View, Villa Community  
C1105, C1205, C1305, C1405, C1505, C1605, C1705, C1805, C1905, C2005, C2105, C2205, C2305, C2405, C2505, C2605, C2705, C2805, C2905, C3005, C3105



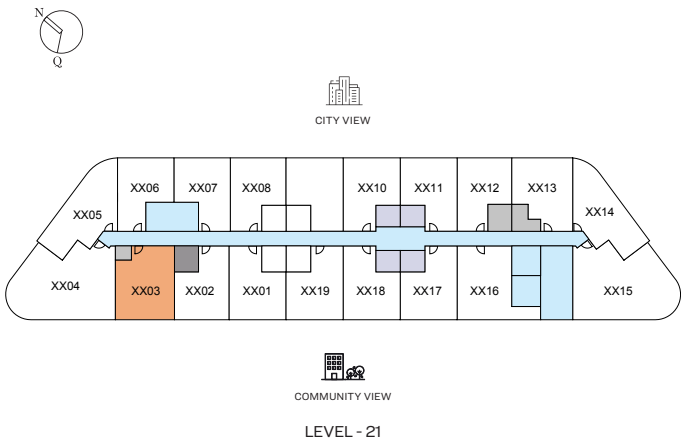
DISCLAIMER: PLOT PROFILE, GARBAGE ROOM & SWIMMING POOL PARAMETERS WILL VARY FROM PLOT TO PLOT. THE ABOVE AS SHOWN IN THE PLANS ARE INDICATIVE. PLANS, DETAILS AND UNIT ORIENTATION INCLUDED ARE INDICATIVE ONLY AND ARE SUBJECT TO CHANGE BY THE DEVELOPER/SELLER AT ITS SOLE DISCRETION WITHOUT NOTICE AND/OR LIABILITY. ALL IMAGES, INCLUDING FEATURES, FINISHES, FURNISHINGS, VIEW AND SCALE ARE ILLUSTRATIVE ONLY. FINAL AREAS, ORIENTATION, DIMENSIONS, LAYOUT AND MATERIALS MAY DIFFER FROM THOSE STATED.



1.5 BEDROOM APARTMENT  
TYPE B (with store room and powder room + balcony)

TOTAL SALEABLE AREA  
SUITE RANGE = 560.91 SQ.FT. - 561.12 SQ.FT.  
BALCONY = 54.36 SQ.FT.  
TOTAL RANGE = 615.27 SQ.FT. - 615.48 SQ.FT.

UNIT



List of unit numbers with this unit plan:

VIEWS

Community view, Amenity view  
C503, C603, C703, C803, C903, C1003

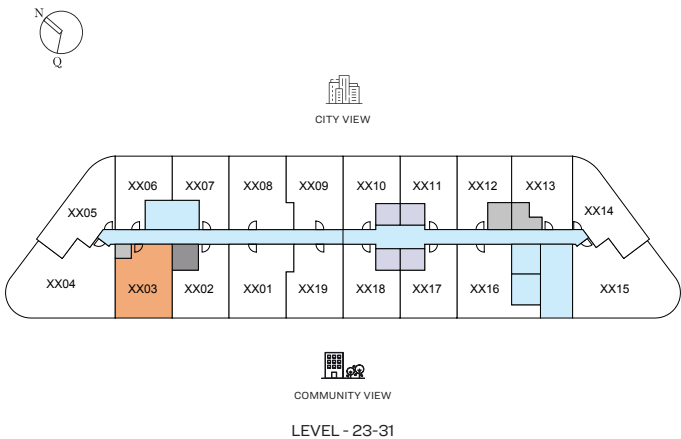
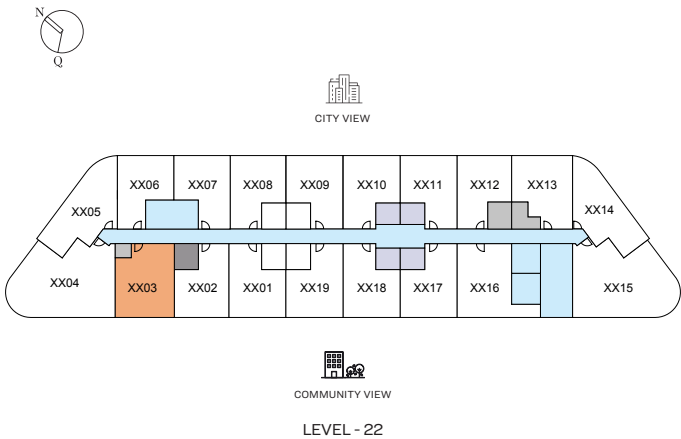
Community view  
C1103, C1203, C1303, C1403, C1503, C1603, C1703, C1803, C1903, C2003, C2103, C2203, C2303, C2403, C2503, C2603, C2703, C2803, C2903, C3003, C3103

DISCLAIMER: PLOT PROFILE, GARBAGE ROOM & SWIMMING POOL PARAMETERS WILL VARY FROM PLOT TO PLOT. THE ABOVE AS SHOWN IN THE PLANS ARE INDICATIVE. PLANS, DETAILS AND UNIT ORIENTATION INCLUDED ARE INDICATIVE ONLY AND ARE SUBJECT TO CHANGE BY THE DEVELOPER/SELLER AT ITS SOLE DISCRETION WITHOUT NOTICE AND/OR LIABILITY. ALL IMAGES, INCLUDING FEATURES, FINISHES, FURNISHINGS, VIEW AND SCALE ARE ILLUSTRATIVE ONLY. FINAL AREAS, ORIENTATION, DIMENSIONS, LAYOUT AND MATERIALS MAY DIFFER FROM THOSE STATED.

1.5 BEDROOM APARTMENT  
TYPE B (with store room and powder room + balcony)

TOTAL SALEABLE AREA  
SUITE RANGE = 560.91 SQ.FT. - 561.12 SQ.FT.  
BALCONY = 54.36 SQ.FT.  
TOTAL RANGE = 615.27 SQ.FT. - 615.48 SQ.FT.

UNIT



List of unit numbers with this unit plan:

VIEWS

Community view, Amenity view  
C503, C603, C703, C803, C903, C1003

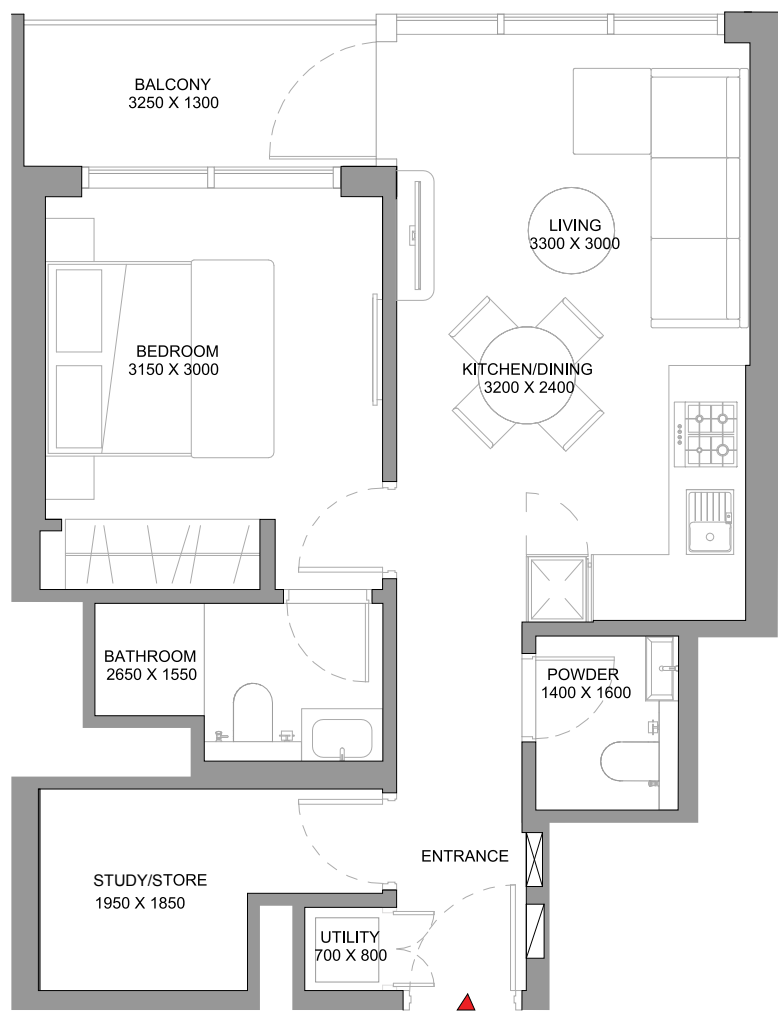
Community view  
C1103, C1203, C1303, C1403, C1503, C1603, C1703, C1803, C1903, C2003, C2103, C2203, C2303, C2403, C2503, C2603, C2703, C2803, C2903, C3003, C3103

DISCLAIMER: PLOT PROFILE, GARBAGE ROOM & SWIMMING POOL PARAMETERS WILL VARY FROM PLOT TO PLOT. THE ABOVE AS SHOWN IN THE PLANS ARE INDICATIVE. PLANS, DETAILS AND UNIT ORIENTATION INCLUDED ARE INDICATIVE ONLY AND ARE SUBJECT TO CHANGE BY THE DEVELOPER/SELLER AT ITS SOLE DISCRETION WITHOUT NOTICE AND/OR LIABILITY. ALL IMAGES, INCLUDING FEATURES, FINISHES, FURNISHINGS, VIEW AND SCALE ARE ILLUSTRATIVE ONLY. FINAL AREAS, ORIENTATION, DIMENSIONS, LAYOUT AND MATERIALS MAY DIFFER FROM THOSE STATED.



1.5 BEDROOM APARTMENT  
TYPE B (with store room and powder room + balcony)

TOTAL SALEABLE AREA  
SUITE RANGE = 560.91 SQ.FT. - 561.12 SQ.FT.  
BALCONY = 54.36 SQ.FT.  
TOTAL RANGE = 615.27 SQ.FT. - 615.48 SQ.FT.



List of unit numbers with this unit plan:

VIEWS

Community view, Amenity view  
C503, C603, C703, C803, C903, C1003

Community view  
C1103, C1203, C1303, C1403, C1503, C1603, C1703, C1803, C1903, C2003, C2103, C2203, C2303, C2403, C2503, C2603, C2703, C2803, C2903, C3003, C3103

DISCLAIMER: PLOT PROFILE, GARBAGE ROOM & SWIMMING POOL PARAMETERS WILL VARY FROM PLOT TO PLOT. THE ABOVE AS SHOWN IN THE PLANS ARE INDICATIVE. PLANS, DETAILS AND UNIT ORIENTATION INCLUDED ARE INDICATIVE ONLY AND ARE SUBJECT TO CHANGE BY THE DEVELOPER/SELLER AT ITS SOLE DISCRETION WITHOUT NOTICE AND/OR LIABILITY. ALL IMAGES, INCLUDING FEATURES, FINISHES, FURNISHINGS, VIEW AND SCALE ARE ILLUSTRATIVE ONLY. FINAL AREAS, ORIENTATION, DIMENSIONS, LAYOUT AND MATERIALS MAY DIFFER FROM THOSE STATED.



1.5 BEDROOM APARTMENT

TYPE B - VARIANT 1 (with store room and powder room + yard)

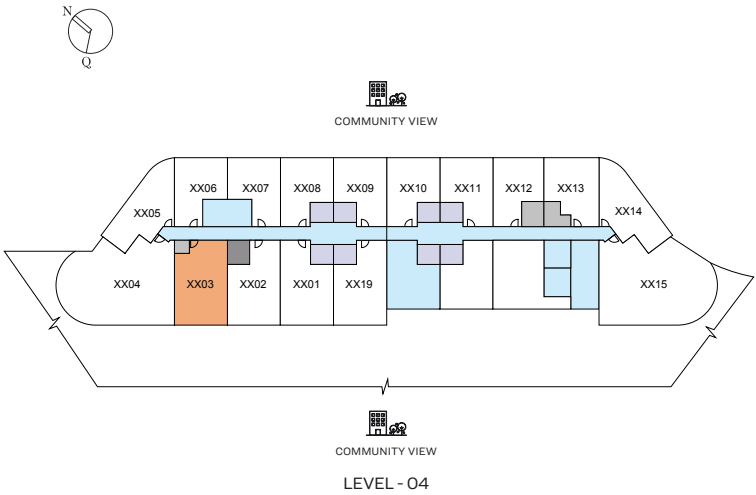
TOTAL SALEABLE AREA

SUITE = 562.41 SQ.FT.

YARD = 215.71 SQ.FT.

TOTAL = 778.12 SQ.FT.

UNIT



List of unit numbers with this unit plan:

VIEWS

Community view, Amenity view  
C403

DISCLAIMER: PLOT PROFILE, GARBAGE ROOM & SWIMMING POOL PARAMETERS WILL VARY FROM PLOT TO PLOT. THE ABOVE AS SHOWN IN THE PLANS ARE INDICATIVE. PLANS, DETAILS AND UNIT ORIENTATION INCLUDED ARE INDICATIVE ONLY AND ARE SUBJECT TO CHANGE BY THE DEVELOPER/SELLER AT ITS SOLE DISCRETION WITHOUT NOTICE AND/OR LIABILITY. ALL IMAGES, INCLUDING FEATURES, FINISHES, FURNISHINGS, VIEW AND SCALE ARE ILLUSTRATIVE ONLY. FINAL AREAS, ORIENTATION, DIMENSIONS, LAYOUT AND MATERIALS MAY DIFFER FROM THOSE STATED.

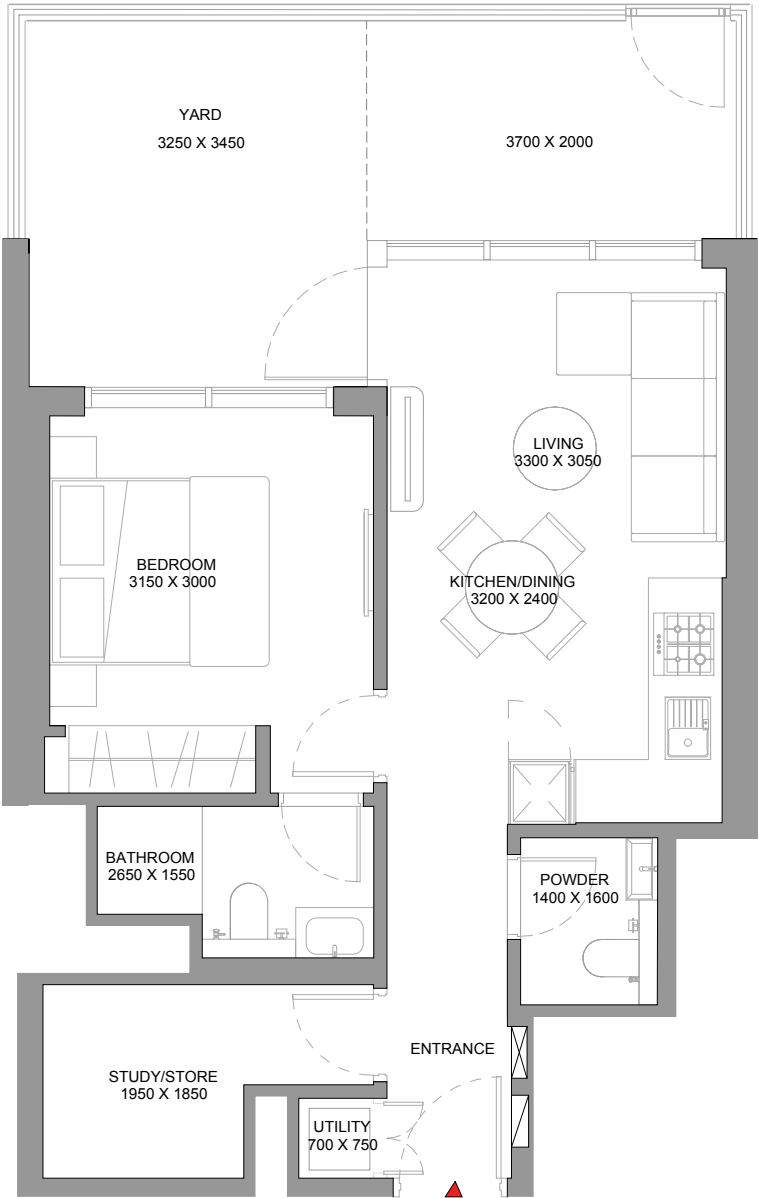


1.5 BEDROOM APARTMENT

TYPE B - VARIANT 1 (with store room and powder room + yard)

TOTAL SALEABLE AREA

SUITE = 562.41 SQ.FT.  
YARD = 215.71 SQ.FT.  
TOTAL = 778.12 SQ.FT.



List of unit numbers with this unit plan:

VIEWS

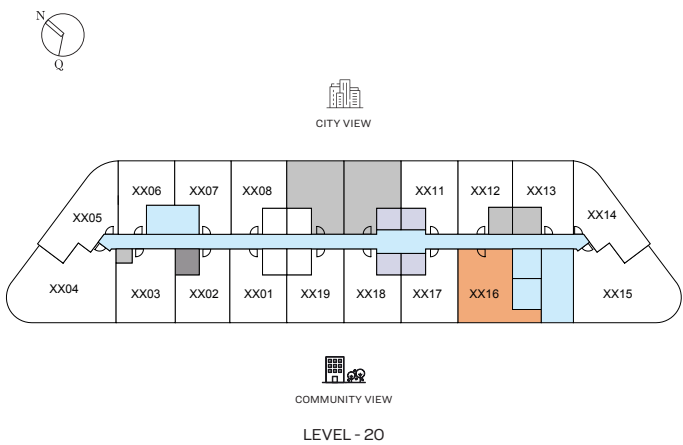
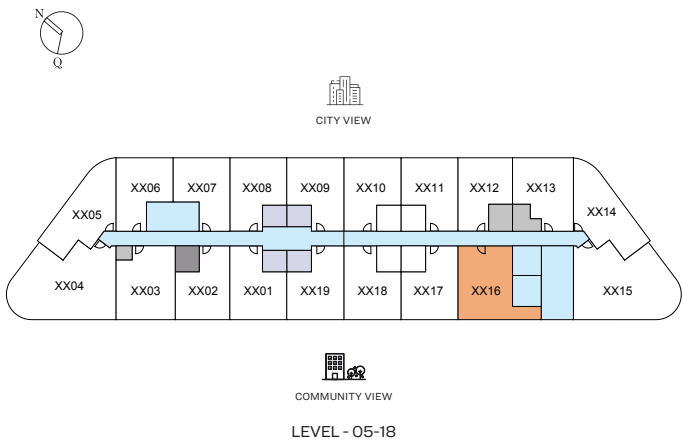
Community view, Amenity view  
C403

DISCLAIMER: PLOT PROFILE, GARBAGE ROOM & SWIMMING POOL PARAMETERS WILL VARY FROM PLOT TO PLOT. THE ABOVE AS SHOWN IN THE PLANS ARE INDICATIVE. PLANS, DETAILS AND UNIT ORIENTATION INCLUDED ARE INDICATIVE ONLY AND ARE SUBJECT TO CHANGE BY THE DEVELOPER/SELLER AT ITS SOLE DISCRETION WITHOUT NOTICE AND/OR LIABILITY. ALL IMAGES, INCLUDING FEATURES, FINISHES, FURNISHINGS, VIEW AND SCALE ARE ILLUSTRATIVE ONLY. FINAL AREAS, ORIENTATION, DIMENSIONS, LAYOUT AND MATERIALS MAY DIFFER FROM THOSE STATED.

1.5 BEDROOM APARTMENT  
TYPE C (with store room and powder room + balcony)

**TOTAL SALEABLE AREA**  
SUITE RANGE = 599.98 SQ.FT. - 601.16 SQ.FT.  
BALCONY = 100.21 SQ.FT.  
TOTAL RANGE = 700.19 SQ.FT. - 701.37 SQ.FT.

UNIT



List of unit numbers with this unit plan:

VIEWS

**Community view, Amenity view**  
C516, C616, C716, C816, C916, C1016

**Community view**  
C1116, C1216, C1316, C1416, C1516, C1616, C1716, C1816, C1916, C2016, C2116, C2216, C2316, C2416, C2516, C2616, C2716, C2816, C2916, C3016, C3116

DISCLAIMER: PLOT PROFILE, GARBAGE ROOM & SWIMMING POOL PARAMETERS WILL VARY FROM PLOT TO PLOT. THE ABOVE AS SHOWN IN THE PLANS ARE INDICATIVE. PLANS, DETAILS AND UNIT ORIENTATION INCLUDED ARE INDICATIVE ONLY AND ARE SUBJECT TO CHANGE BY THE DEVELOPER/SELLER AT ITS SOLE DISCRETION WITHOUT NOTICE AND/OR LIABILITY. ALL IMAGES, INCLUDING FEATURES, FINISHES, FURNISHINGS, VIEW AND SCALE ARE ILLUSTRATIVE ONLY. FINAL AREAS, ORIENTATION, DIMENSIONS, LAYOUT AND MATERIALS MAY DIFFER FROM THOSE STATED.



1.5 BEDROOM APARTMENT  
TYPE C (with store room and powder room + balcony)

TOTAL SALEABLE AREA  
SUITE RANGE = 599.98 SQ.FT. - 601.16 SQ.FT.  
BALCONY = 100.21 SQ.FT.  
TOTAL RANGE = 700.19 SQ.FT. - 701.37 SQ.FT.

UNIT



List of unit numbers with this unit plan:

VIEWS

Community view, Amenity view  
C516, C616, C716, C816, C916, C1016

Community view  
C1116, C1216, C1316, C1416, C1516, C1616, C1716, C1816, C1916, C2016, C2116, C2216, C2316, C2416, C2516, C2616, C2716, C2816, C2916, C3016, C3116

DISCLAIMER: PLOT PROFILE, GARBAGE ROOM & SWIMMING POOL PARAMETERS WILL VARY FROM PLOT TO PLOT. THE ABOVE AS SHOWN IN THE PLANS ARE INDICATIVE. PLANS, DETAILS AND UNIT ORIENTATION INCLUDED ARE INDICATIVE ONLY AND ARE SUBJECT TO CHANGE BY THE DEVELOPER/SELLER AT ITS SOLE DISCRETION WITHOUT NOTICE AND/OR LIABILITY. ALL IMAGES, INCLUDING FEATURES, FINISHES, FURNISHINGS, VIEW AND SCALE ARE ILLUSTRATIVE ONLY. FINAL AREAS, ORIENTATION, DIMENSIONS, LAYOUT AND MATERIALS MAY DIFFER FROM THOSE STATED.

1.5 BEDROOM APARTMENT

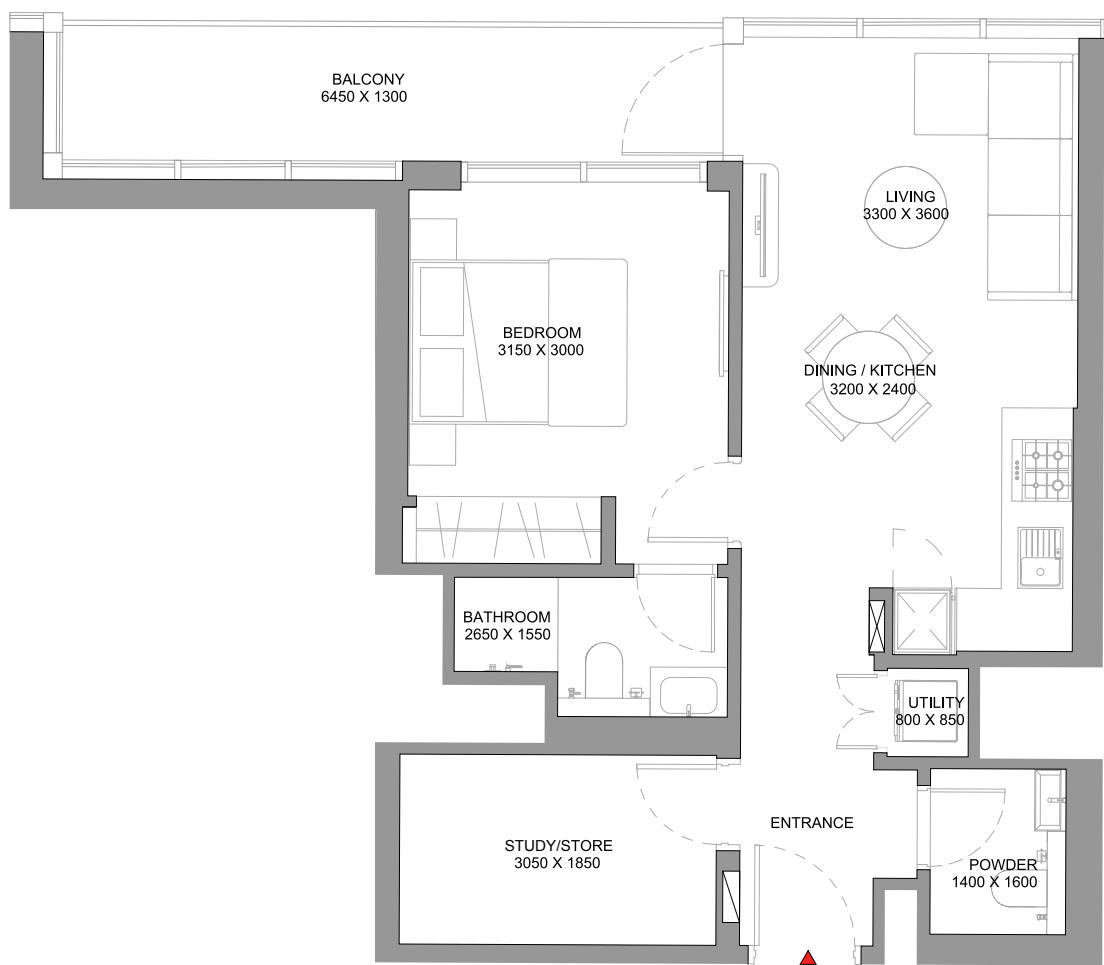
TYPE C (with store room and powder room + balcony)

TOTAL SALEABLE AREA

SUITE RANGE = 599.98 SQ.FT. - 601.16 SQ.FT.

BALCONY = 100.21 SQ.FT.

TOTAL RANGE = 700.19 SQ.FT. - 701.37 SQ.FT.



List of unit numbers with this unit plan:

VIEWS

Community view, Amenity view

C516, C616, C716, C816, C916, C1016

Community view

C1116, C1216, C1316, C1416, C1516, C1616, C1716, C1816, C1916, C2016, C2116, C2216, C2316, C2416, C2516, C2616, C2716, C2816, C2916, C3016, C3116



DISCLAIMER: PLOT PROFILE, GARBAGE ROOM & SWIMMING POOL PARAMETERS WILL VARY FROM PLOT TO PLOT. THE ABOVE AS SHOWN IN THE PLANS ARE INDICATIVE. PLANS, DETAILS AND UNIT ORIENTATION INCLUDED ARE INDICATIVE ONLY AND ARE SUBJECT TO CHANGE BY THE DEVELOPER/SELLER AT ITS SOLE DISCRETION WITHOUT NOTICE AND/OR LIABILITY. ALL IMAGES, INCLUDING FEATURES, FINISHES, FURNISHINGS, VIEW AND SCALE ARE ILLUSTRATIVE ONLY. FINAL AREAS, ORIENTATION, DIMENSIONS, LAYOUT AND MATERIALS MAY DIFFER FROM THOSE STATED.



1.5 BEDROOM APARTMENT  
TYPE D (with store room and powder room + balcony)

TOTAL SALEABLE AREA  
SUITE = 612.79 SQ.FT.  
BALCONY = 54.36 SQ.FT.  
TOTAL = 667.15 SQ.FT.

UNIT



List of unit numbers with this unit plan:

VIEWS

Community View  
C2301, C2401, C2501, C2601, C2701, C2801, C2901, C3001, C3101

DISCLAIMER: PLOT PROFILE, GARBAGE ROOM & SWIMMING POOL PARAMETERS WILL VARY FROM PLOT TO PLOT. THE ABOVE AS SHOWN IN THE PLANS ARE INDICATIVE. PLANS, DETAILS AND UNIT ORIENTATION INCLUDED ARE INDICATIVE ONLY AND ARE SUBJECT TO CHANGE BY THE DEVELOPER/SELLER AT ITS SOLE DISCRETION WITHOUT NOTICE AND/OR LIABILITY. ALL IMAGES, INCLUDING FEATURES, FINISHES, FURNISHINGS, VIEW AND SCALE ARE ILLUSTRATIVE ONLY. FINAL AREAS, ORIENTATION, DIMENSIONS, LAYOUT AND MATERIALS MAY DIFFER FROM THOSE STATED.

1.5 BEDROOM APARTMENT

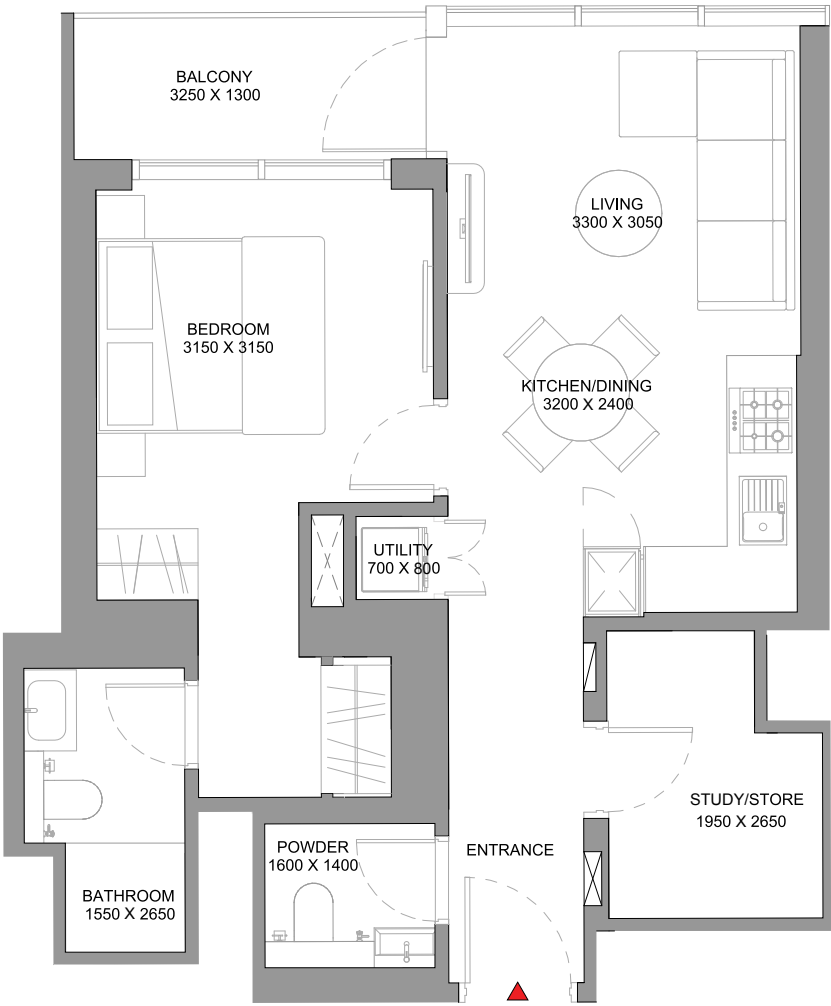
TYPE D (with store room and powder room + balcony)

TOTAL SALEABLE AREA

SUITE = 612.79 SQ.FT.

BALCONY = 54.36 SQ.FT.

TOTAL = 667.15 SQ.FT.



List of unit numbers with this unit plan:

VIEWS

Community View

C2301, C2401, C2501, C2601, C2701, C2801, C2901, C3001, C3101

DISCLAIMER: PLOT PROFILE, GARBAGE ROOM & SWIMMING POOL PARAMETERS WILL VARY FROM PLOT TO PLOT. THE ABOVE AS SHOWN IN THE PLANS ARE INDICATIVE. PLANS, DETAILS AND UNIT ORIENTATION INCLUDED ARE INDICATIVE ONLY AND ARE SUBJECT TO CHANGE BY THE DEVELOPER/SELLER AT ITS SOLE DISCRETION WITHOUT NOTICE AND/OR LIABILITY. ALL IMAGES, INCLUDING FEATURES, FINISHES, FURNISHINGS, VIEW AND SCALE ARE ILLUSTRATIVE ONLY. FINAL AREAS, ORIENTATION, DIMENSIONS, LAYOUT AND MATERIALS MAY DIFFER FROM THOSE STATED.



1.5 BEDROOM APARTMENT  
TYPE D - VARIANT 1 (with store room and powder room + balcony)

TOTAL SALEABLE AREA  
SUITE = 612.47 SQ.FT.  
BALCONY = 54.36 SQ.FT.  
TOTAL = 666.83 SQ.FT.

UNIT



List of unit numbers with this unit plan:

VIEWS

City View, Villa Community  
C2308, C2408, C2508, C2608, C2708, C2808, C2908, C3008, C3108

DISCLAIMER: PLOT PROFILE, GARBAGE ROOM & SWIMMING POOL PARAMETERS WILL VARY FROM PLOT TO PLOT. THE ABOVE AS SHOWN IN THE PLANS ARE INDICATIVE. PLANS, DETAILS AND UNIT ORIENTATION INCLUDED ARE INDICATIVE ONLY AND ARE SUBJECT TO CHANGE BY THE DEVELOPER/SELLER AT ITS SOLE DISCRETION WITHOUT NOTICE AND/OR LIABILITY. ALL IMAGES, INCLUDING FEATURES, FINISHES, FURNISHINGS, VIEW AND SCALE ARE ILLUSTRATIVE ONLY. FINAL AREAS, ORIENTATION, DIMENSIONS, LAYOUT AND MATERIALS MAY DIFFER FROM THOSE STATED.

1.5 BEDROOM APARTMENT

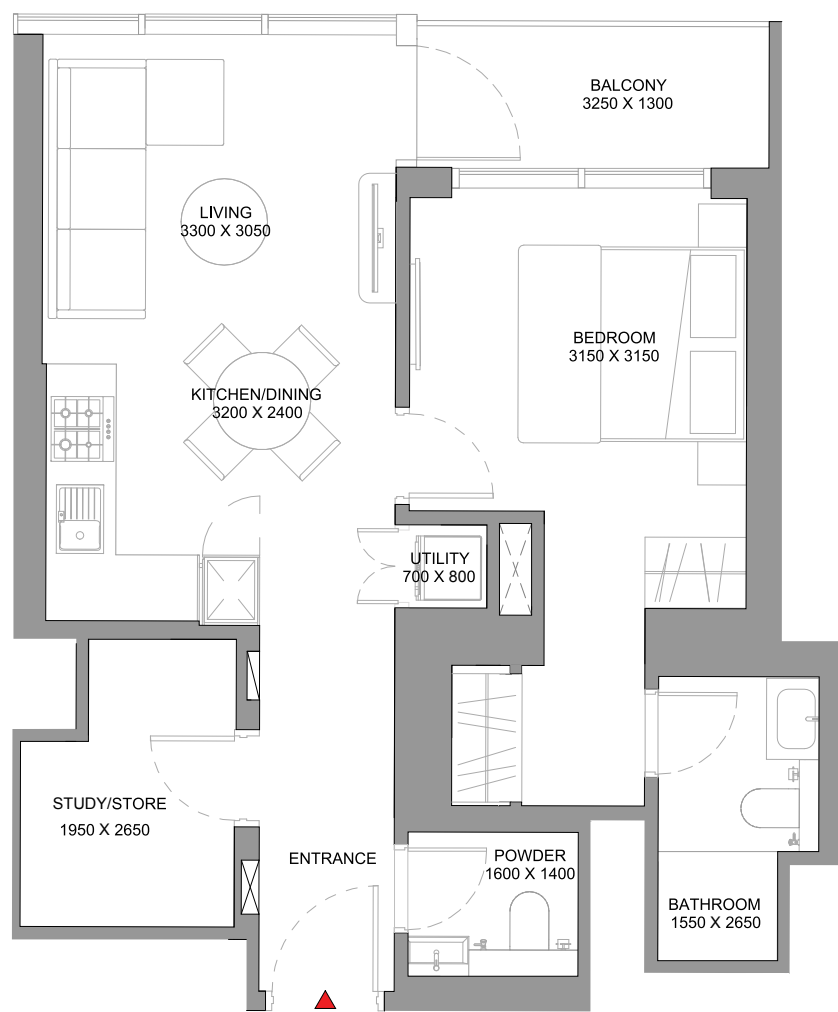
TYPE D - VARIANT 1 (with store room and powder room + balcony)

TOTAL SALEABLE AREA

SUITE = 612.47 SQ.FT.

BALCONY = 54.36 SQ.FT.

TOTAL = 666.83 SQ.FT.



List of unit numbers with this unit plan:

VIEWS

City View, Villa Community

C2308, C2408, C2508, C2608, C2708, C2808, C2908, C3008, C3108

DISCLAIMER: PLOT PROFILE, GARBAGE ROOM & SWIMMING POOL PARAMETERS WILL VARY FROM PLOT TO PLOT. THE ABOVE AS SHOWN IN THE PLANS ARE INDICATIVE. PLANS, DETAILS AND UNIT ORIENTATION INCLUDED ARE INDICATIVE ONLY AND ARE SUBJECT TO CHANGE BY THE DEVELOPER/SELLER AT ITS SOLE DISCRETION WITHOUT NOTICE AND/OR LIABILITY. ALL IMAGES, INCLUDING FEATURES, FINISHES, FURNISHINGS, VIEW AND SCALE ARE ILLUSTRATIVE ONLY. FINAL AREAS, ORIENTATION, DIMENSIONS, LAYOUT AND MATERIALS MAY DIFFER FROM THOSE STATED.



1.5 BEDROOM APARTMENT

TYPE E (with store room + balcony)

TOTAL SALEABLE AREA

SUITE RANGE = 588.03 SQ.FT. - 588.14 SQ.FT.

BALCONY = 54.36 SQ.FT.

TOTAL RANGE = 642.39 SQ.FT. - 642.50 SQ.FT.

UNIT



List of unit numbers with this unit plan:

VIEWS

Community View

C2319, C2419, C2519, C2619, C2719, C2819, C2919, C3019, C3119

DISCLAIMER: PLOT PROFILE, GARBAGE ROOM & SWIMMING POOL PARAMETERS WILL VARY FROM PLOT TO PLOT. THE ABOVE AS SHOWN IN THE PLANS ARE INDICATIVE. PLANS, DETAILS AND UNIT ORIENTATION INCLUDED ARE INDICATIVE ONLY AND ARE SUBJECT TO CHANGE BY THE DEVELOPER/SELLER AT ITS SOLE DISCRETION WITHOUT NOTICE AND/OR LIABILITY. ALL IMAGES, INCLUDING FEATURES, FINISHES, FURNISHINGS, VIEW AND SCALE ARE ILLUSTRATIVE ONLY. FINAL AREAS, ORIENTATION, DIMENSIONS, LAYOUT AND MATERIALS MAY DIFFER FROM THOSE STATED.

1.5 BEDROOM APARTMENT

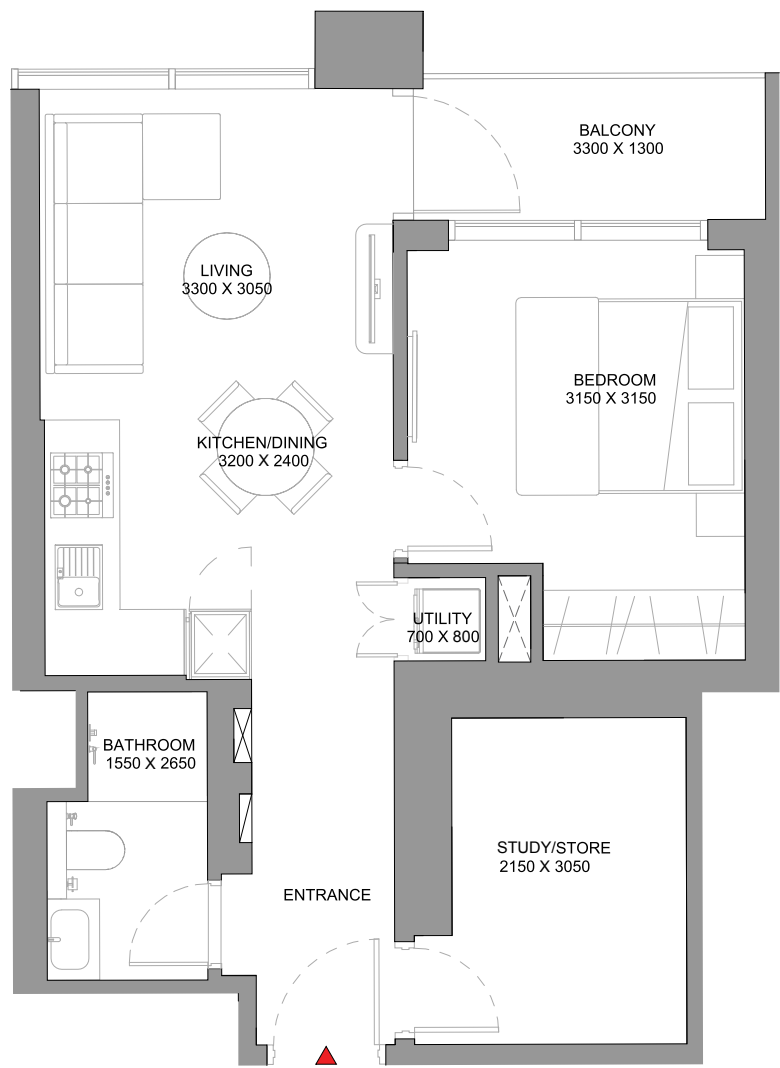
TYPE E (with store room + balcony)

TOTAL SALEABLE AREA

SUITE RANGE = 588.03 SQ.FT. - 588.14 SQ.FT.

BALCONY = 54.36 SQ.FT.

TOTAL RANGE = 642.39 SQ.FT. - 642.50 SQ.FT.



List of unit numbers with this unit plan:

VIEWS

Community View

C2319, C2419, C2519, C2619, C2719, C2819, C2919, C3019, C3119

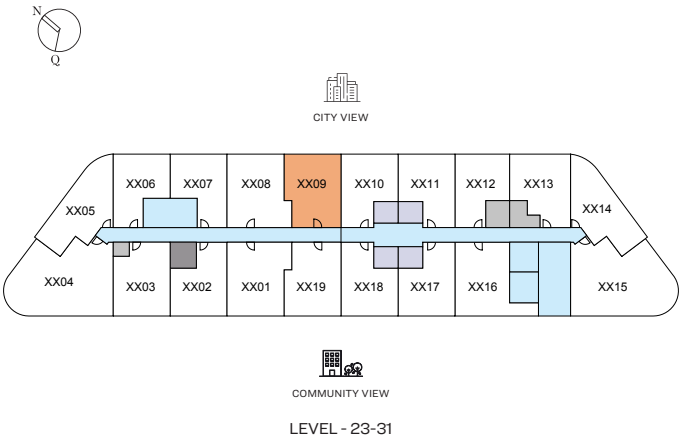
DISCLAIMER: PLOT PROFILE, GARBAGE ROOM & SWIMMING POOL PARAMETERS WILL VARY FROM PLOT TO PLOT. THE ABOVE AS SHOWN IN THE PLANS ARE INDICATIVE. PLANS, DETAILS AND UNIT ORIENTATION INCLUDED ARE INDICATIVE ONLY AND ARE SUBJECT TO CHANGE BY THE DEVELOPER/SELLER AT ITS SOLE DISCRETION WITHOUT NOTICE AND/OR LIABILITY. ALL IMAGES, INCLUDING FEATURES, FINISHES, FURNISHINGS, VIEW AND SCALE ARE ILLUSTRATIVE ONLY. FINAL AREAS, ORIENTATION, DIMENSIONS, LAYOUT AND MATERIALS MAY DIFFER FROM THOSE STATED.



1.5 BEDROOM APARTMENT  
TYPE E - VARIANT 1 (with store room + balcony)

TOTAL SALEABLE AREA  
SUITE = 588.03 SQ.FT.  
BALCONY = 54.36 SQ.FT.  
TOTAL = 642.39 SQ.FT.

UNIT



List of unit numbers with this unit plan:

VIEWS

City View, Villa Community  
C2309, C2409, C2509, C2609, C2709, C2809, C2909, C3009, C3109

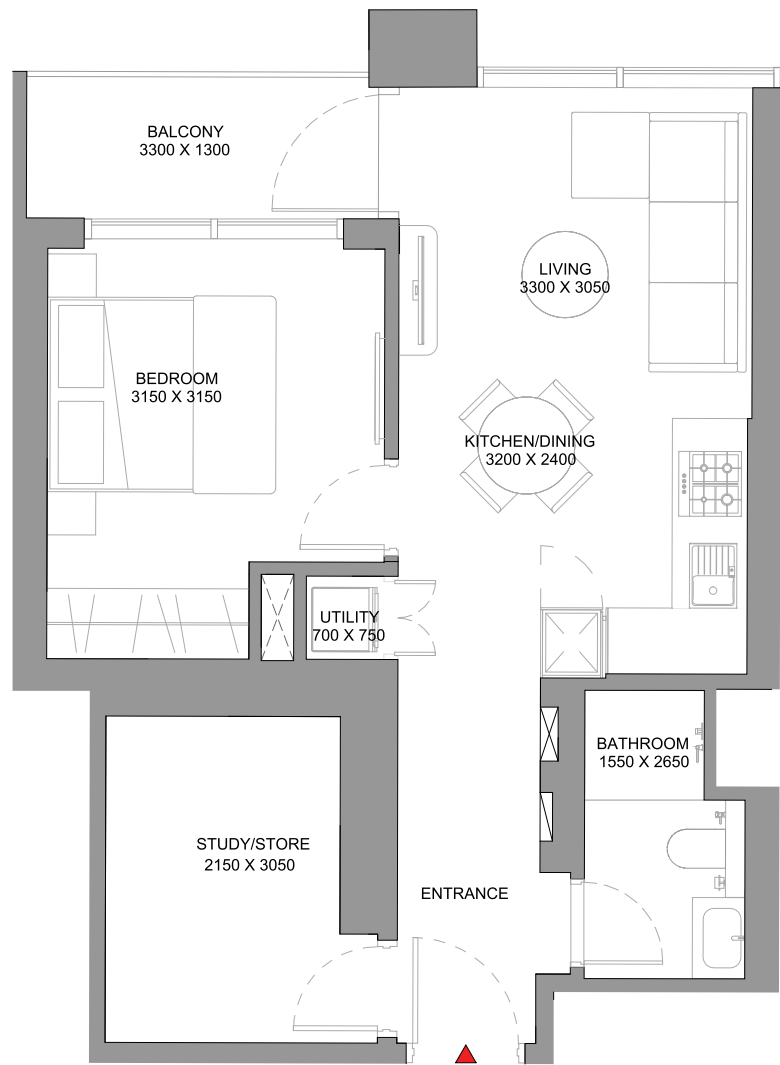
DISCLAIMER: PLOT PROFILE, GARBAGE ROOM & SWIMMING POOL PARAMETERS WILL VARY FROM PLOT TO PLOT. THE ABOVE AS SHOWN IN THE PLANS ARE INDICATIVE. PLANS, DETAILS AND UNIT ORIENTATION INCLUDED ARE INDICATIVE ONLY AND ARE SUBJECT TO CHANGE BY THE DEVELOPER/SELLER AT ITS SOLE DISCRETION WITHOUT NOTICE AND/OR LIABILITY. ALL IMAGES, INCLUDING FEATURES, FINISHES, FURNISHINGS, VIEW AND SCALE ARE ILLUSTRATIVE ONLY. FINAL AREAS, ORIENTATION, DIMENSIONS, LAYOUT AND MATERIALS MAY DIFFER FROM THOSE STATED.

1.5 BEDROOM APARTMENT

TYPE E - VARIANT 1 (with store room + balcony)

TOTAL SALEABLE AREA

SUITE = 588.03 SQ.FT.  
BALCONY = 54.36 SQ.FT.  
TOTAL = 642.39 SQ.FT.



List of unit numbers with this unit plan:

VIEWS

City View, Villa Community  
C2309, C2409, C2509, C2609, C2709, C2809, C2909, C3009, C3109

DISCLAIMER: PLOT PROFILE, GARBAGE ROOM & SWIMMING POOL PARAMETERS WILL VARY FROM PLOT TO PLOT. THE ABOVE AS SHOWN IN THE PLANS ARE INDICATIVE. PLANS, DETAILS AND UNIT ORIENTATION INCLUDED ARE INDICATIVE ONLY AND ARE SUBJECT TO CHANGE BY THE DEVELOPER/SELLER AT ITS SOLE DISCRETION WITHOUT NOTICE AND/OR LIABILITY. ALL IMAGES, INCLUDING FEATURES, FINISHES, FURNISHINGS, VIEW AND SCALE ARE ILLUSTRATIVE ONLY. FINAL AREAS, ORIENTATION, DIMENSIONS, LAYOUT AND MATERIALS MAY DIFFER FROM THOSE STATED.



# 2 BEDROOM APARTMENT

TYPE A (with shared powder + balcony)

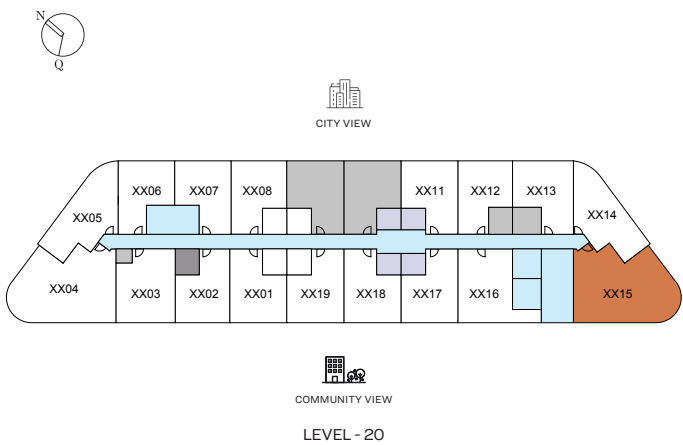
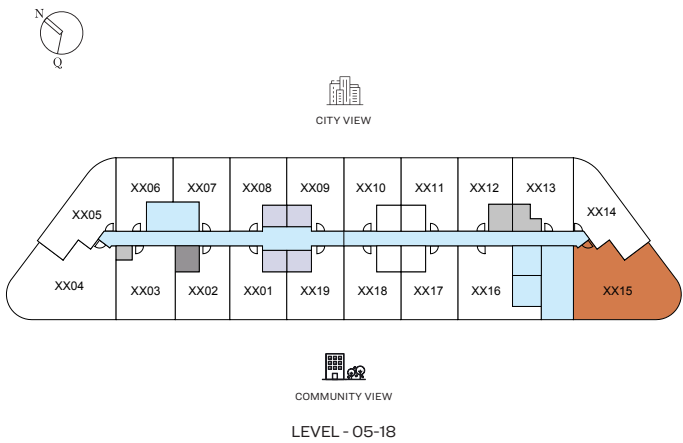
## TOTAL SALEABLE AREA

SUITE RANGE = 902.02 SQ.FT. - 902.88 SQ.FT.

BALCONY = 223.46 SQ.FT.

TOTAL RANGE = 1,125.48 SQ.FT. - 1,126.34 SQ.FT.

UNIT



List of unit numbers with this unit plan:

## VIEWS

### Community view, Amenity view

C515, C615, C715, C815, C915, C1015

### Community view

C1115, C1215, C1315, C1415, C1515, C1615, C1715, C1815, C1915, C2015, C2115, C2215, C2315, C2415, C2515, C2615, C2715, C2815, C2915, C3015, C3115

DISCLAIMER: PLOT PROFILE, GARBAGE ROOM & SWIMMING POOL PARAMETERS WILL VARY FROM PLOT TO PLOT. THE ABOVE AS SHOWN IN THE PLANS ARE INDICATIVE. PLANS, DETAILS AND UNIT ORIENTATION INCLUDED ARE INDICATIVE ONLY AND ARE SUBJECT TO CHANGE BY THE DEVELOPER/SELLER AT ITS SOLE DISCRETION WITHOUT NOTICE AND/OR LIABILITY. ALL IMAGES, INCLUDING FEATURES, FINISHES, FURNISHINGS, VIEW AND SCALE ARE ILLUSTRATIVE ONLY. FINAL AREAS, ORIENTATION, DIMENSIONS, LAYOUT AND MATERIALS MAY DIFFER FROM THOSE STATED.

2 BEDROOM APARTMENT  
TYPE A (with shared powder + balcony)

TOTAL SALEABLE AREA  
SUITE RANGE = 902.02 SQ.FT. - 902.88 SQ.FT.  
BALCONY = 223.46 SQ.FT.  
TOTAL RANGE = 1,125.48 SQ.FT. - 1,126.34 SQ.FT.

UNIT



List of unit numbers with this unit plan:

VIEWS

Community view, Amenity view  
C515, C615, C715, C815, C915, C1015

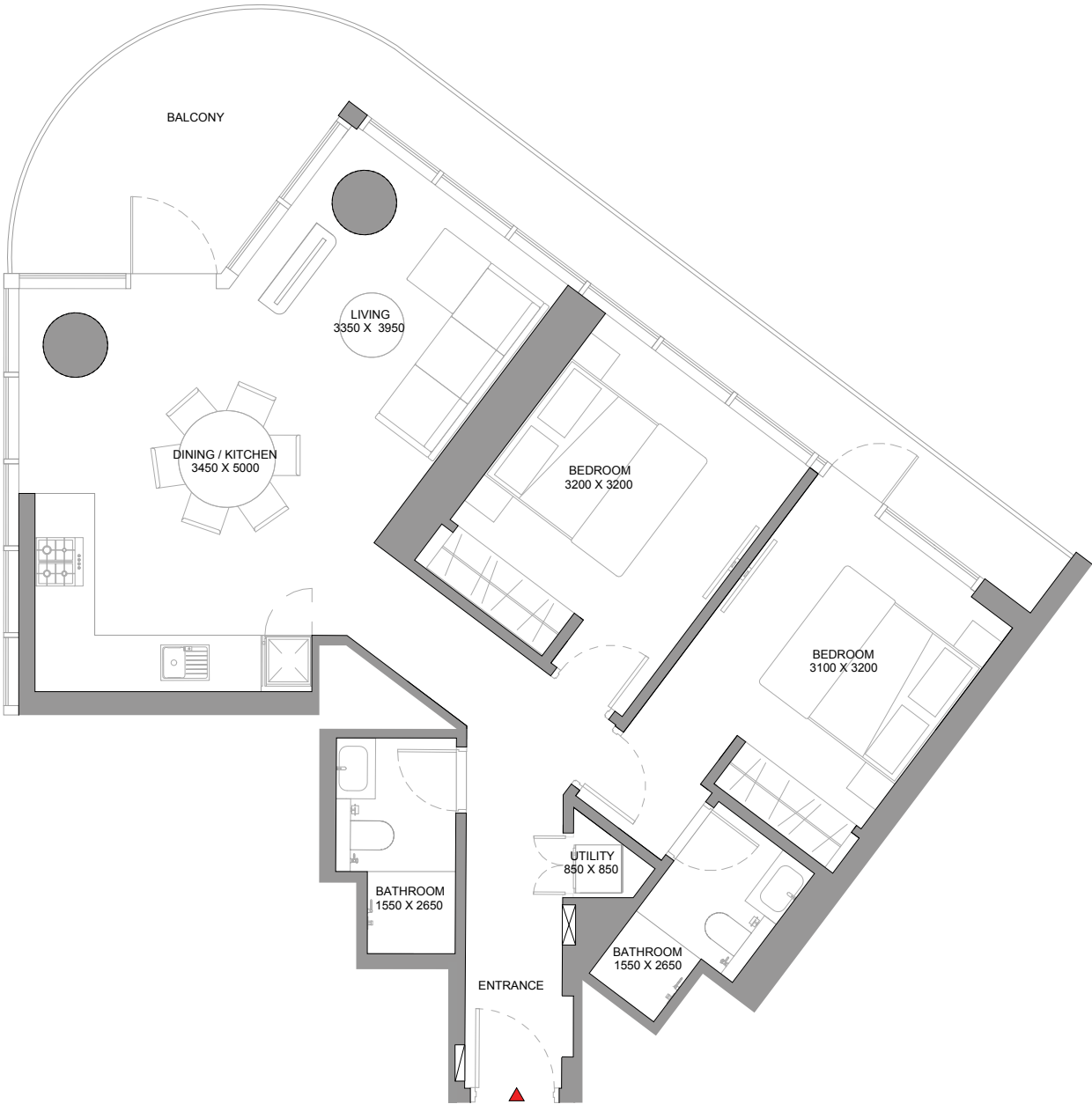
Community view  
C1115, C1215, C1315, C1415, C1515, C1615, C1715, C1815, C1915, C2015, C2115, C2215, C2315, C2415, C2515, C2615, C2715, C2815, C2915, C3015, C3115

DISCLAIMER: PLOT PROFILE, GARBAGE ROOM & SWIMMING POOL PARAMETERS WILL VARY FROM PLOT TO PLOT. THE ABOVE AS SHOWN IN THE PLANS ARE INDICATIVE. PLANS, DETAILS AND UNIT ORIENTATION INCLUDED ARE INDICATIVE ONLY AND ARE SUBJECT TO CHANGE BY THE DEVELOPER/SELLER AT ITS SOLE DISCRETION WITHOUT NOTICE AND/OR LIABILITY. ALL IMAGES, INCLUDING FEATURES, FINISHES, FURNISHINGS, VIEW AND SCALE ARE ILLUSTRATIVE ONLY. FINAL AREAS, ORIENTATION, DIMENSIONS, LAYOUT AND MATERIALS MAY DIFFER FROM THOSE STATED.



2 BEDROOM APARTMENT  
TYPE A (with shared powder + balcony)

**TOTAL SALEABLE AREA**  
SUITE RANGE = 902.02 SQ.FT. - 902.88 SQ.FT.  
BALCONY = 223.46 SQ.FT.  
TOTAL RANGE = 1,125.48 SQ.FT. - 1,126.34 SQ.FT.



List of unit numbers with this unit plan:

VIEWS

Community view, Amenity view

C515, C615, C715, C815, C915, C1015

Community view

C1115, C1215, C1315, C1415, C1515, C1615, C1715, C1815, C1915, C2015, C2115, C2215, C2315, C2415, C2515, C2615, C2715, C2815, C2915, C3015, C3115



DISCLAIMER: PLOT PROFILE, GARBAGE ROOM & SWIMMING POOL PARAMETERS WILL VARY FROM PLOT TO PLOT. THE ABOVE AS SHOWN IN THE PLANS ARE INDICATIVE. PLANS, DETAILS AND UNIT ORIENTATION INCLUDED ARE INDICATIVE ONLY AND ARE SUBJECT TO CHANGE BY THE DEVELOPER/SELLER AT ITS SOLE DISCRETION WITHOUT NOTICE AND/OR LIABILITY. ALL IMAGES, INCLUDING FEATURES, FINISHES, FURNISHINGS, VIEW AND SCALE ARE ILLUSTRATIVE ONLY. FINAL AREAS, ORIENTATION, DIMENSIONS, LAYOUT AND MATERIALS MAY DIFFER FROM THOSE STATED.

# 2 BEDROOM APARTMENT

TYPE A - VARIANT 1 (with shared powder + balcony)

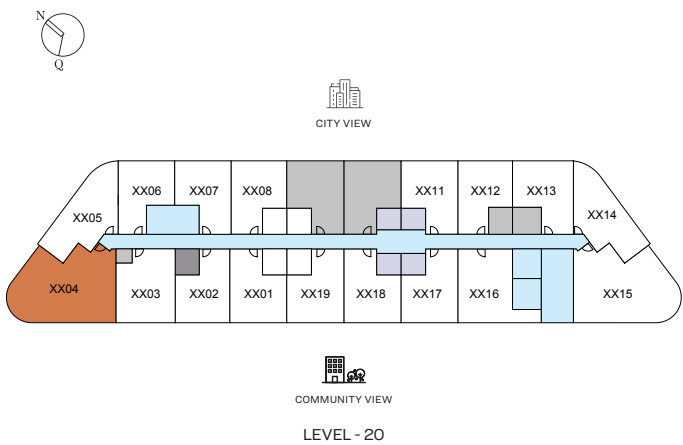
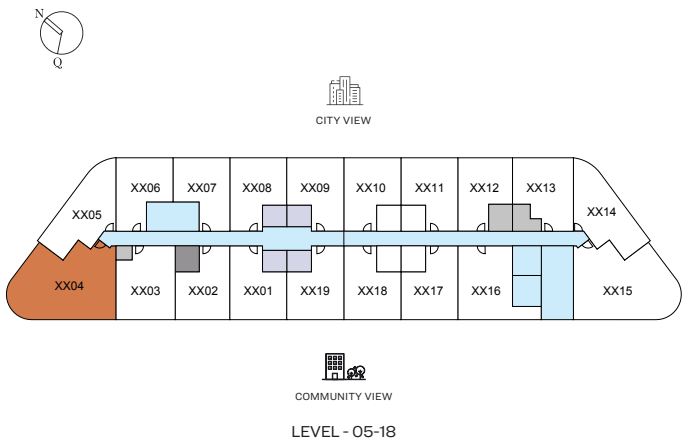
## TOTAL SALEABLE AREA

SUITE RANGE = 902.77 SQ.FT. - 904.17 SQ.FT.

BALCONY = 226.80 SQ.FT.

TOTAL RANGE = 1,129.57 SQ.FT. - 1,130.97 SQ.FT.

UNIT



List of unit numbers with this unit plan:

## VIEWS

Community view, Amenity view

C504, C604, C704, C804, C904, C1004

Community view, Sports City

C1104, C1204, C1304, C1404, C1504, C1604, C1704, C1804, C1904, C2004, C2104, C2204, C2304, C2404, C2504, C2604, C2704, C2804, C2904, C3004, C3104

DISCLAIMER: PLOT PROFILE, GARBAGE ROOM & SWIMMING POOL PARAMETERS WILL VARY FROM PLOT TO PLOT. THE ABOVE AS SHOWN IN THE PLANS ARE INDICATIVE. PLANS, DETAILS AND UNIT ORIENTATION INCLUDED ARE INDICATIVE ONLY AND ARE SUBJECT TO CHANGE BY THE DEVELOPER/SELLER AT ITS SOLE DISCRETION WITHOUT NOTICE AND/OR LIABILITY. ALL IMAGES, INCLUDING FEATURES, FINISHES, FURNISHINGS, VIEW AND SCALE ARE ILLUSTRATIVE ONLY. FINAL AREAS, ORIENTATION, DIMENSIONS, LAYOUT AND MATERIALS MAY DIFFER FROM THOSE STATED.



2 BEDROOM APARTMENT

TYPE A - VARIANT 1 (with shared powder + balcony)

TOTAL SALEABLE AREA

SUITE RANGE = 902.77 SQ.FT. - 904.17 SQ.FT.

BALCONY = 226.80 SQ.FT.

TOTAL RANGE = 1,129.57 SQ.FT. - 1,130.97 SQ.FT.

UNIT



List of unit numbers with this unit plan:

VIEWS

Community view, Amenity view

C504, C604, C704, C804, C904, C1004

Community view, Sports City

C1104, C1204, C1304, C1404, C1504, C1604, C1704, C1804, C1904, C2004, C2104, C2204, C2304, C2404, C2504, C2604, C2704, C2804, C2904, C3004, C3104

DISCLAIMER: PLOT PROFILE, GARBAGE ROOM & SWIMMING POOL PARAMETERS WILL VARY FROM PLOT TO PLOT. THE ABOVE AS SHOWN IN THE PLANS ARE INDICATIVE. PLANS, DETAILS AND UNIT ORIENTATION INCLUDED ARE INDICATIVE ONLY AND ARE SUBJECT TO CHANGE BY THE DEVELOPER/SELLER AT ITS SOLE DISCRETION WITHOUT NOTICE AND/OR LIABILITY. ALL IMAGES, INCLUDING FEATURES, FINISHES, FURNISHINGS, VIEW AND SCALE ARE ILLUSTRATIVE ONLY. FINAL AREAS, ORIENTATION, DIMENSIONS, LAYOUT AND MATERIALS MAY DIFFER FROM THOSE STATED.

2 BEDROOM APARTMENT

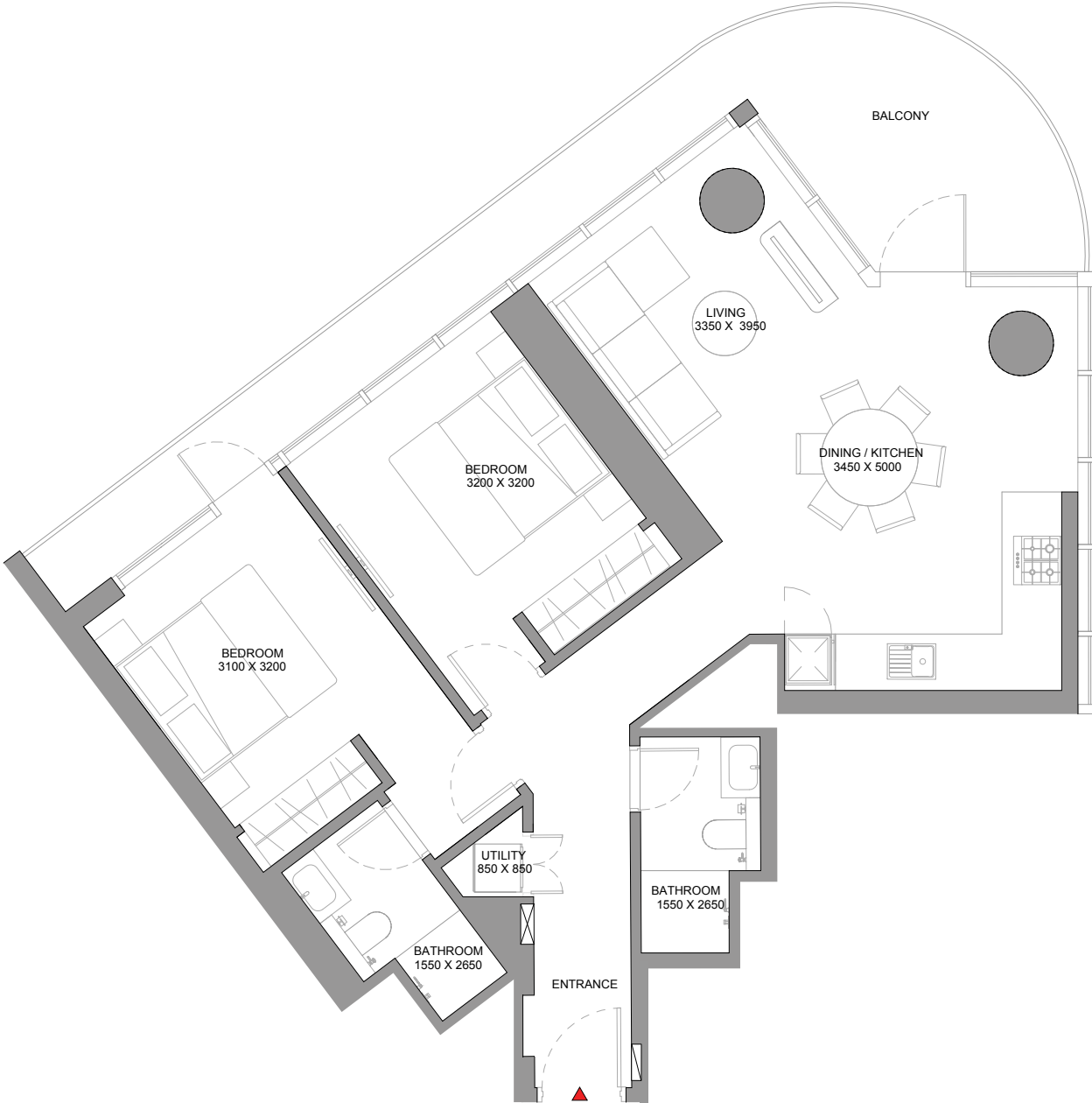
TYPE A - VARIANT 1 (with shared powder + balcony)

TOTAL SALEABLE AREA

SUITE RANGE = 902.77 SQ.FT. - 904.17 SQ.FT.

BALCONY = 226.80 SQ.FT.

TOTAL RANGE = 1,129.57 SQ.FT. - 1,130.97 SQ.FT.



List of unit numbers with this unit plan:

VIEWS

Community view, Amenity view

C504, C604, C704, C804, C904, C1004

Community view, Sports City

C1104, C1204, C1304, C1404, C1504, C1604, C1704, C1804, C1904, C2004, C2104, C2204, C2304, C2404, C2504, C2604, C2704, C2804, C2904, C3004, C3104

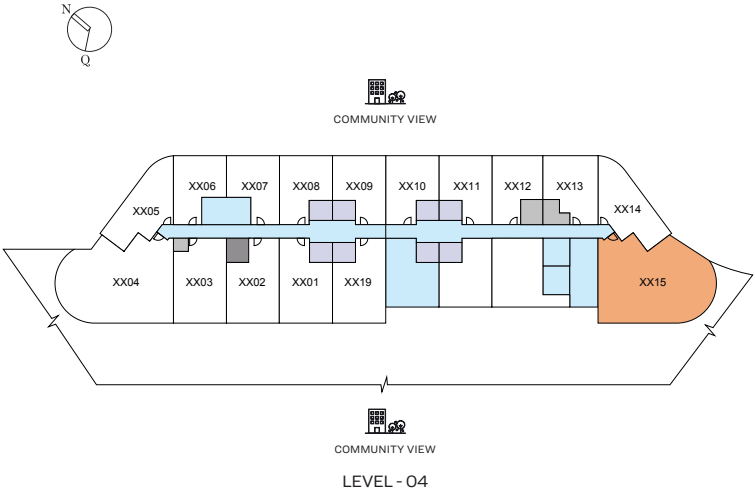
DISCLAIMER: PLOT PROFILE, GARBAGE ROOM & SWIMMING POOL PARAMETERS WILL VARY FROM PLOT TO PLOT. THE ABOVE AS SHOWN IN THE PLANS ARE INDICATIVE. PLANS, DETAILS AND UNIT ORIENTATION INCLUDED ARE INDICATIVE ONLY AND ARE SUBJECT TO CHANGE BY THE DEVELOPER/SELLER AT ITS SOLE DISCRETION WITHOUT NOTICE AND/OR LIABILITY. ALL IMAGES, INCLUDING FEATURES, FINISHES, FURNISHINGS, VIEW AND SCALE ARE ILLUSTRATIVE ONLY. FINAL AREAS, ORIENTATION, DIMENSIONS, LAYOUT AND MATERIALS MAY DIFFER FROM THOSE STATED.



2 BEDROOM APARTMENT  
TYPE A - VARIANT 2 (with shared powder + yard)

TOTAL SALEABLE AREA  
SUITE = 901.37 SQ.FT.  
YARD = 693.41 SQ.FT.  
TOTAL = 1,594.78 SQ.FT.

UNIT



List of unit numbers with this unit plan:

VIEWS

Community view, Amenity view  
C415

DISCLAIMER: PLOT PROFILE, GARBAGE ROOM & SWIMMING POOL PARAMETERS WILL VARY FROM PLOT TO PLOT. THE ABOVE AS SHOWN IN THE PLANS ARE INDICATIVE. PLANS, DETAILS AND UNIT ORIENTATION INCLUDED ARE INDICATIVE ONLY AND ARE SUBJECT TO CHANGE BY THE DEVELOPER/SELLER AT ITS SOLE DISCRETION WITHOUT NOTICE AND/OR LIABILITY. ALL IMAGES, INCLUDING FEATURES, FINISHES, FURNISHINGS, VIEW AND SCALE ARE ILLUSTRATIVE ONLY. FINAL AREAS, ORIENTATION, DIMENSIONS, LAYOUT AND MATERIALS MAY DIFFER FROM THOSE STATED.

2 BEDROOM APARTMENT

TYPE A - VARIANT 2 (with shared powder + yard)

TOTAL SALEABLE AREA

SUITE = 901.37 SQ.FT.

YARD = 693.41 SQ.FT.

TOTAL = 1,594.78 SQ.FT.



List of unit numbers with this unit plan:

VIEWS

Community view, Amenity view

C415

DISCLAIMER: PLOT PROFILE, GARBAGE ROOM & SWIMMING POOL PARAMETERS WILL VARY FROM PLOT TO PLOT. THE ABOVE AS SHOWN IN THE PLANS ARE INDICATIVE. PLANS, DETAILS AND UNIT ORIENTATION INCLUDED ARE INDICATIVE ONLY AND ARE SUBJECT TO CHANGE BY THE DEVELOPER/SELLER AT ITS SOLE DISCRETION WITHOUT NOTICE AND/OR LIABILITY. ALL IMAGES, INCLUDING FEATURES, FINISHES, FURNISHINGS, VIEW AND SCALE ARE ILLUSTRATIVE ONLY. FINAL AREAS, ORIENTATION, DIMENSIONS, LAYOUT AND MATERIALS MAY DIFFER FROM THOSE STATED.



2 BEDROOM APARTMENT

TYPE A - VARIANT 3 (with shared powder + yard)

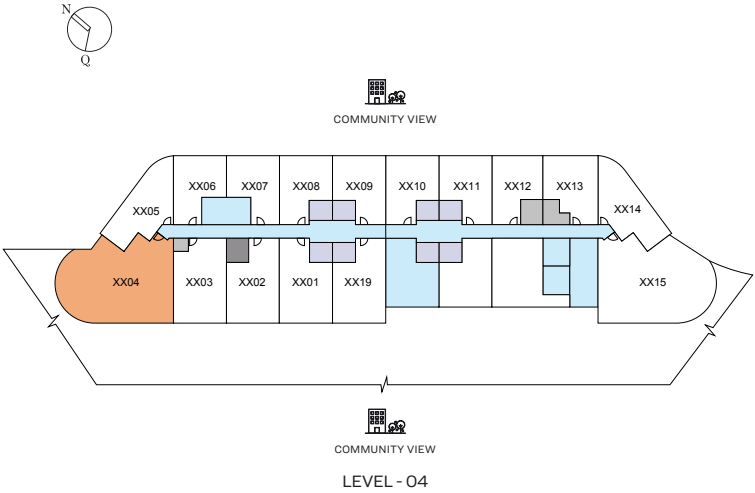
TOTAL SALEABLE AREA

SUITE = 902.77 SQ.FT.

YARD = 736.90 SQ.FT.

TOTAL = 1,639.67 SQ.FT.

UNIT



List of unit numbers with this unit plan:

VIEWS

Community view, Amenity view

C404

DISCLAIMER: PLOT PROFILE, GARBAGE ROOM & SWIMMING POOL PARAMETERS WILL VARY FROM PLOT TO PLOT. THE ABOVE AS SHOWN IN THE PLANS ARE INDICATIVE. PLANS, DETAILS AND UNIT ORIENTATION INCLUDED ARE INDICATIVE ONLY AND ARE SUBJECT TO CHANGE BY THE DEVELOPER/SELLER AT ITS SOLE DISCRETION WITHOUT NOTICE AND/OR LIABILITY. ALL IMAGES, INCLUDING FEATURES, FINISHES, FURNISHINGS, VIEW AND SCALE ARE ILLUSTRATIVE ONLY. FINAL AREAS, ORIENTATION, DIMENSIONS, LAYOUT AND MATERIALS MAY DIFFER FROM THOSE STATED.

2 BEDROOM APARTMENT

TYPE A - VARIANT 3 (with shared powder + yard)

TOTAL SALEABLE AREA

SUITE = 902.77 SQ.FT.

YARD = 736.90 SQ.FT.

TOTAL = 1,639.67 SQ.FT.



List of unit numbers with this unit plan:

VIEWS

Community view, Amenity view

C404

DISCLAIMER: PLOT PROFILE, GARBAGE ROOM & SWIMMING POOL PARAMETERS WILL VARY FROM PLOT TO PLOT. THE ABOVE AS SHOWN IN THE PLANS ARE INDICATIVE. PLANS, DETAILS AND UNIT ORIENTATION INCLUDED ARE INDICATIVE ONLY AND ARE SUBJECT TO CHANGE BY THE DEVELOPER/SELLER AT ITS SOLE DISCRETION WITHOUT NOTICE AND/OR LIABILITY. ALL IMAGES, INCLUDING FEATURES, FINISHES, FURNISHINGS, VIEW AND SCALE ARE ILLUSTRATIVE ONLY. FINAL AREAS, ORIENTATION, DIMENSIONS, LAYOUT AND MATERIALS MAY DIFFER FROM THOSE STATED.



SOBHA  
REALTY

ART *of* THE DETAIL